

COLLEGIUM PHARMACEUTICAL INC COM USD0.001

ISIN: **US19459J1043** WKN: **19459J104**

Overview

2024/08/16 08:13:03

Price

32.00 EUR

Difference  3.23% (1.00)

General attributes

ISIN	US19459J1043
Symbol	COLL
Exchange	Berlin
Currency	EUR
Sector	-
Security type	Stock
Market cap (m)	1,035 EUR
Benchmark	S&P 500

Market data

Bid (Bid size)	-
Ask (Ask size)	-
Open	32.00 EUR
High	32.00 EUR
Low	32.00 EUR
Close (prev. day)	31.00 EUR
VWAP	-
Volume (pcs)	0
Trading volume	0.00
Number of trades	3
Last size	0

Futures and Options

Related Futures	-
Related Options	-











5Y



Information about previous performance does not guarantee future performance.

Source: FactSet

Recent research

on market			
Date		Headline	Download
2024/08/12		Global Equity Ratings	
2024/07/24		Global Equity Ratings	
2024/07/12		Global Equity Ratings	
2024/07/03		Global Strategy 3Q 2024	
2024/06/21		Global Equity Ratings	

Details

2024/08/16 08:13:03

Price

32.00 EUR

Difference ▲ 3.23% (1.00)

General attributes

ISIN	US19459J1043
Symbol	COLL
Exchange	Berlin
Currency	EUR
Sector	-
Security type	Stock
Market cap (m)	1,035 EUR
Benchmark	S&P 500

Market data

Bid (Bid size)	-
Ask (Ask size)	-
Open	32.00 EUR
High	32.00 EUR
Low	32.00 EUR
Close (prev. day)	31.00 EUR
VWAP	-
Volume (pcs)	0
Trading volume	0.00
Number of trades	3
Last size	0

Performance and Risk

	6m	1Y	3Y
Perf (%)	+1.91%	+46.79%	-
Perf (abs.)	+0.60	+10.20	-
Beta	0.64	0.61	0.64
Volatility	45.66	38.70	-

5Y



Information about previous performance does not guarantee future performance.
Source: FactSet

Price data

Ø price 5 days Ø volume 5 days (pcs.)	32.16 EUR (0)
Ø price 30 days Ø volume 30 days (pcs.)	31.19 EUR (0)
Ø price 100 days Ø volume 100 days (pcs.)	31.68 EUR (0)
Ø price 250 days Ø volume 250 days (pcs.)	28.42 EUR (0)
YTD High date	37.60 EUR (2024/03/28)
YTD Low date	27.80 EUR (2024/01/02)
52 Weeks High date	37.60 EUR (2024/03/28)
52 Weeks Low date	19.90 EUR (2023/10/24)

Arbitrage views

Exchange	Date	Time	Price	Trading volume (mio.)	Number of trades
Tradegate	2024/08/16	22:02	32.00 EUR	0.00	1
Stuttgart	2024/08/16	18:44	31.80 EUR	0.00	4
Nasdaq	2024/08/16	22:00	35.26 USD	7.29	6,080
Munich	2024/08/16	08:08	32.20 EUR	0.00	2
Frankfurt	2024/08/16	08:08	32.20 EUR	0.00	2
Duesseldorf	2024/08/16	19:30	31.80 EUR	0.00	6
Berlin	2024/08/16	08:13	32.00 EUR	0.00	3

Company profile

Company Logo



Company Profile

-

Contact Details

COLLEGIUM PHARMACEUTICAL INC

--

Telefon: -

Fax: -

E-mail: -