

# DEUTSCHE BANK AG FUTURE (DBKI) - EUX/202304

2023/03/20 18:42:55

**Price**  
**9.3099** EUR

**Difference**  **-0.52% (-0.05)**

### General attributes

Symbol	DBKIJ23
Exchange	Eurex
Currency	EUR
Security type	Future
Underlying	DEUTSCHE BANK AG
Maturity	04-2023
Contract size	100

### Market data

Bid (Bid size)	- EUR (-)
Ask (Ask size)	- EUR (-)
Open	9.3099 EUR
High	9.3099 EUR
Low	9.3099 EUR
Close (prev. day)	9.3582 EUR
Underlying	DEUTSCHE BANK AG
Underlying price (date)	9.287 (23/03/20)
Settlement price (date)	9.31 (23/03/20)
Open Interest	0

### Performance and Risk

	6m	1Y	3Y
Perf (%)	+2.47%	-	-
Perf (abs.)	+0.22	-	-
Beta	-	-	-
Volatility	37.70	42.16	42.16

### Futures and Options

Related Futures	-
Related Options	-

5Y











Information about previous performance does not guarantee future performance.  
Source: FactSet

### Price data

Ø price 5 days   Ø volume 5 days (pcs.)	9.6825 EUR (0)
Ø price 30 days   Ø volume 30 days (pcs.)	11.2222 EUR (0)
Ø price 100 days   Ø volume 100 days (pcs.)	10.9482 EUR (0)
Ø price 250 days   Ø volume 250 days (pcs.)	9.8881 EUR (0)
YTD High   date	12.4109 EUR (2023/01/27)
YTD Low   date	9.3099 EUR (2023/03/20)
52 Weeks High   date	12.4109 EUR (2023/01/27)
52 Weeks Low   date	7.6780 EUR (2022/09/29)

### Recent Research

on underlying	on sector	on market	
Date		Headline	Download
2023/03/16		Global Equity Ratings	
2023/03/10		Global Equity Ratings	
2023/02/27		Global Equity Ratings	
2023/02/07		Global Equity Ratings	
2023/01/30		Global Equity Ratings	