

BNP PARIBAS SA STOCK TRACKING FUTURE (1BNP) - EUX/202304

2023/01/30 19:04:33

Price
62.4513 EURDifference  0.10% (0.06)

General attributes

Symbol	1BNPJ23
Exchange	Eurex
Currency	EUR
Security type	Future
Underlying	BNP PARIBAS S.A.
Maturity	04-2023
Contract size	-

Market data

Bid (Bid size)	- EUR (-)
Ask (Ask size)	- EUR (-)
Open	62.4513 EUR
High	62.4513 EUR
Low	62.4513 EUR
Close (prev. day)	62.3866 EUR
Underlying	BNP PARIBAS S.A.
Underlying price (date)	62.11 (23/01/30)
Settlement price (date)	62.45 (23/01/30)
Open Interest	0

Performance and Risk

	6m	1Y	3Y
Perf (%)	+34.89%	-	-
Perf (abs.)	+16.15	-	-
Beta	-	-	-
Volatility	23.89	28.90	28.90

Futures and Options

Related Futures	-
Related Options	-












5Y

Information about previous performance does not guarantee future performance.
Source: FactSet

Price data

Ø price 5 days Ø volume 5 days (pcs.)	61.8765 EUR (0)
Ø price 30 days Ø volume 30 days (pcs.)	58.0152 EUR (0)
Ø price 100 days Ø volume 100 days (pcs.)	52.0554 EUR (0)
Ø price 250 days Ø volume 250 days (pcs.)	- EUR (0)
YTD High date	62.4513 EUR (2023/01/30)
YTD Low date	55.3122 EUR (2023/01/02)
52 Weeks High date	62.4513 EUR (2023/01/30)
52 Weeks Low date	41.3238 EUR (2022/07/14)

Recent Research

on underlying	on sector	on market		
Date			Headline	Download
2023/01/30			Global Equity Ratings	
2023/01/09			Global Equity Ratings	
2022/12/19			Global Equity Ratings	
2022/11/28			Global Equity Ratings	
2022/11/18			Global Equity Ratings	