

ADIDAS AG STOCK TRACKING FUTURE (1ADS) - EUX/202304

2023/02/02 18:49:18

Price
158.7655 EURDifference  7.01% (10.39)

General attributes

Symbol	1ADSJ23
Exchange	Eurex
Currency	EUR
Security type	Future
Underlying	ADIDAS AG
Maturity	04-2023
Contract size	100

Market data

Bid (Bid size)	- EUR (-)
Ask (Ask size)	- EUR (-)
Open	158.7655 EUR
High	158.7655 EUR
Low	158.7655 EUR
Close (prev. day)	148.371 EUR
Underlying	ADIDAS AG
Underlying price (date)	155.86 (23/02/03)
Settlement price (date)	158.77 (23/02/02)
Open Interest	0

Performance and Risk

	6m	1Y	3Y
Perf (%)	-5.55%	-	-
Perf (abs.)	-9.33	-	-
Beta	-	-	-
Volatility	49.01	44.51	44.51

Futures and Options

Related Futures	-
Related Options	-












5Y

Information about previous performance does not guarantee future performance.
Source: FactSet

Price data

Ø price 5 days Ø volume 5 days (pcs.)	150.5216 EUR (0)
Ø price 30 days Ø volume 30 days (pcs.)	141.9853 EUR (0)
Ø price 100 days Ø volume 100 days (pcs.)	127.4676 EUR (0)
Ø price 250 days Ø volume 250 days (pcs.)	- EUR (0)
YTD High date	158.7655 EUR (2023/02/02)
YTD Low date	128.5884 EUR (2023/01/02)
52 Weeks High date	217.4723 EUR (2022/03/29)
52 Weeks Low date	94.9056 EUR (2022/11/03)

Recent Research

on underlying	on sector	on market	
Date		Headline	Download
2023/01/30		Global Equity Ratings	
2023/01/09		Global Equity Ratings	
2022/12/19		Global Equity Ratings	
2022/11/28		Global Equity Ratings	
2022/11/18		Global Equity Ratings	