

## ADIDAS AG (1ADS) - EUX/20230421

2022/11/28 18:53:49

Price  
**122.3624** EURDifference  -2.16% (-2.70)

## General attributes

Symbol	1ADSJ23
Exchange	Eurex
Currency	EUR
Security type	Future
Underlying	ADIDAS AG
Maturity	04-2023
Contract size	100

## Market data

Bid (Bid size)	- EUR (-)
Ask (Ask size)	- EUR (-)
Open	122.3624 EUR
High	122.3624 EUR
Low	122.3624 EUR
Close (prev. day)	125.0584 EUR
Underlying	ADIDAS AG
Underlying price (date)	121.26 (22/11/28)
Settlement price (date)	122.36 (22/11/28)
Open Interest	0

## Performance and Risk

	6m	1Y	3Y
Perf (%)	-27.59%	-	-
Perf (abs.)	-47.65	-	-
Beta	-	-	-
Volatility	48.62	46.11	46.11

## Futures and Options

Related Futures	-
Related Options	-












5Y

Information about previous performance does not guarantee future performance.  
Source: FactSet

## Price data

Ø price 5 days   Ø volume 5 days (pcs.)	125.5722 EUR (0)
Ø price 30 days   Ø volume 30 days (pcs.)	116.9983 EUR (0)
Ø price 100 days   Ø volume 100 days (pcs.)	140.9879 EUR (0)
Ø price 250 days   Ø volume 250 days (pcs.)	- EUR (0)
YTD High   date	217.4723 EUR (2022/03/29)
YTD Low   date	94.9056 EUR (2022/11/03)
52 Weeks High   date	217.4723 EUR (2022/03/29)
52 Weeks Low   date	94.9056 EUR (2022/11/03)

## Recent Research

on underlying	on sector	on market		
Date			Headline	Download
2022/11/28			Global Equity Ratings	
2022/11/18			Global Equity Ratings	
2022/10/31			Global Equity Ratings	
2022/10/05			Global Equity Ratings	
2022/09/26			Global Equity Ratings	