

# HSBC HOLDINGS PLC FUTURE (HSBG) - EUX/202304

2023/03/31 18:35:30

**Price**  
**551.1351** GBP

**Difference**  **-1.02% (-5.68)**

### General attributes

Symbol	HSBGJ23
Exchange	Eurex
Currency	GBP
Security type	Future
Underlying	HSBC HOLDINGS PLC
Maturity	04-2023
Contract size	1,000

### Market data

Bid (Bid size)	- GBP (-)
Ask (Ask size)	- GBP (-)
Open	551.1351 GBP
High	551.1351 GBP
Low	551.1351 GBP
Close (prev. day)	556.8191 GBP
Underlying	HSBC HOLDINGS PLC
Underlying price (date)	549.70 (23/03/31)
Settlement price (date)	551.14 (23/03/31)
Open Interest	0

### Performance and Risk

	6m	1Y	3Y
Perf (%)	+17.37%	+7.32%	-
Perf (abs.)	+81.58	+37.58	-
Beta	-	-	-
Volatility	28.24	28.50	28.32

### Futures and Options

Related Futures	-
Related Options	-

5Y











Information about previous performance does not guarantee future performance.  
Source: FactSet

### Price data

Ø price 5 days   Ø volume 5 days (pcs.)	549.8124 GBP (0)
Ø price 30 days   Ø volume 30 days (pcs.)	587.2625 GBP (0)
Ø price 100 days   Ø volume 100 days (pcs.)	552.3013 GBP (0)
Ø price 250 days   Ø volume 250 days (pcs.)	524.5203 GBP (0)
YTD High   date	634.1313 GBP (2023/03/08)
YTD Low   date	511.3236 GBP (2023/01/02)
52 Weeks High   date	634.1313 GBP (2023/03/08)
52 Weeks Low   date	440.8028 GBP (2022/10/28)

### Recent Research

on underlying		on sector	
Date		Headline	Download
2023/03/28		Global Equity Ratings	
2023/03/16		Global Equity Ratings	
2023/03/10		Global Equity Ratings	
2023/02/27		Global Equity Ratings	
2023/02/07		Global Equity Ratings	