

SWISSCOM AG FUTURE (SCMH) - EUX/202304

2023/03/20 18:43:07

Price
569.8368 CHF

Difference  1.04% (5.84)

General attributes

Symbol	SCMHJ23
Exchange	Eurex
Currency	CHF
Security type	Future
Underlying	SWISSCOM AG
Maturity	04-2023
Contract size	10

Market data

Bid (Bid size)	- CHF (-)
Ask (Ask size)	- CHF (-)
Open	569.8368 CHF
High	569.8368 CHF
Low	569.8368 CHF
Close (prev. day)	563.9977 CHF
Underlying	SWISSCOM AG
Underlying price (date)	587.80 (23/03/20)
Settlement price (date)	569.84 (23/03/20)
Open Interest	0

Performance and Risk

	6m	1Y	3Y
Perf (%)	+16.95%	-	-
Perf (abs.)	+82.58	-	-
Beta	-	-	-
Volatility	17.47	16.67	16.67

Futures and Options

Related Futures	-
Related Options	-

5Y












Information about previous performance does not guarantee future performance.
Source: FactSet

Price data

Ø price 5 days Ø volume 5 days (pcs.)	565.2865 CHF (0)
Ø price 30 days Ø volume 30 days (pcs.)	557.8857 CHF (0)
Ø price 100 days Ø volume 100 days (pcs.)	527.2999 CHF (0)
Ø price 250 days Ø volume 250 days (pcs.)	524.3040 CHF (0)
YTD High date	569.8368 CHF (2023/03/20)
YTD Low date	508.4677 CHF (2023/01/02)
52 Weeks High date	584.3715 CHF (2022/05/04)
52 Weeks Low date	449.2284 CHF (2022/10/13)

Recent Research

on sector		on market	
Date		Headline	Download
2023/03/16		Global Equity Ratings	
2023/03/10		Global Equity Ratings	
2023/02/27		Global Equity Ratings	
2023/02/07		Global Equity Ratings	
2023/01/30		Global Equity Ratings	