

SWISSCOM AG FUTURE (SCMH) - EUX/202304

2023/02/03 19:20:45

Price
523.0368 CHF

Difference  0.35% (1.80)

General attributes

Symbol	SCMHJ23
Exchange	Eurex
Currency	CHF
Security type	Future
Underlying	SWISSCOM AG
Maturity	04-2023
Contract size	10

Market data

Bid (Bid size)	- CHF (-)
Ask (Ask size)	- CHF (-)
Open	523.0368 CHF
High	523.0368 CHF
Low	523.0368 CHF
Close (prev. day)	521.2345 CHF
Underlying	SWISSCOM AG
Underlying price (date)	541.60 (23/02/03)
Settlement price (date)	523.04 (23/02/03)
Open Interest	0

Performance and Risk

	6m	1Y	3Y
Perf (%)	+3.41%	-	-
Perf (abs.)	+17.26	-	-
Beta	-	-	-
Volatility	17.48	16.77	16.77

Futures and Options

Related Futures	-
Related Options	-

5Y












Information about previous performance does not guarantee future performance.
Source: FactSet

Price data

Ø price 5 days Ø volume 5 days (pcs.)	523.0604 CHF (0)
Ø price 30 days Ø volume 30 days (pcs.)	527.4132 CHF (0)
Ø price 100 days Ø volume 100 days (pcs.)	499.9927 CHF (0)
Ø price 250 days Ø volume 250 days (pcs.)	- CHF (0)
YTD High date	545.7366 CHF (2023/01/12)
YTD Low date	508.4677 CHF (2023/01/02)
52 Weeks High date	584.3715 CHF (2022/05/04)
52 Weeks Low date	449.2284 CHF (2022/10/13)

Recent Research

on sector		on market	
Date		Headline	Download
2023/01/30		Global Equity Ratings	
2023/01/09		Global Equity Ratings	
2022/12/19		Global Equity Ratings	
2022/11/28		Global Equity Ratings	
2022/11/18		Global Equity Ratings	