

PEPSICO (PEPF) - EUX/20230421

2022/11/30 18:36:13

Price
182.3546 USDDifference  0.01% (0.01)

General attributes

Symbol	PEPFJ23
Exchange	Eurex
Currency	USD
Security type	Future
Underlying	PEPSICO INC.
Maturity	04-2023
Contract size	100

Market data

Bid (Bid size)	- USD (-)
Ask (Ask size)	- USD (-)
Open	182.3546 USD
High	182.3546 USD
Low	182.3546 USD
Close (prev. day)	182.3407 USD
Underlying	PEPSICO INC.
Underlying price (date)	185.51 (22/11/30)
Settlement price (date)	182.35 (22/11/30)
Open Interest	0

Performance and Risk

	6m	1Y	3Y
Perf (%)	+7.21%	-	-
Perf (abs.)	+12.26	-	-
Beta	-	-	-
Volatility	17.23	19.33	19.33

Futures and Options

Related Futures	-
Related Options	-












Information about previous performance does not guarantee future performance.
Source: FactSet

Price data

Ø price 5 days Ø volume 5 days (pcs.)	184.6455 USD (0)
Ø price 30 days Ø volume 30 days (pcs.)	181.6945 USD (0)
Ø price 100 days Ø volume 100 days (pcs.)	175.6280 USD (0)
Ø price 250 days Ø volume 250 days (pcs.)	- USD (0)
YTD High date	186.5107 USD (2022/11/23)
YTD Low date	156.4019 USD (2022/06/14)
52 Weeks High date	186.5107 USD (2022/11/23)
52 Weeks Low date	156.4019 USD (2022/06/14)

Recent Research

on underlying	on sector	on market		
Date			Headline	Download
2022/11/28			Global Equity Ratings	
2022/11/18			Global Equity Ratings	
2022/10/31			Global Equity Ratings	
2022/10/05			Global Equity Ratings	
2022/09/26			Global Equity Ratings	