

# AMPHASTAR PHARMACEUTICALS INC.

ISIN: **US03209R1032** WKN: **03209R103**

## Overview

2024/08/16 08:07:20

**Price**  
40.85 EUR

**Difference**  4.45% (1.74)

### General attributes

ISIN	US03209R1032
Symbol	AMPH
Exchange	Munich
Currency	EUR
Sector	Chemical / Pharmaceutical / Health
Security type	Stock
Market cap (m)	1,994 EUR
Benchmark	S&P 500

### Market data

Bid (Bid size)	-
Ask (Ask size)	-
Open	40.85 EUR
High	40.85 EUR
Low	40.85 EUR
Close (prev. day)	39.11 EUR
VWAP	35.675 EUR
Volume (pcs)	0
Trading volume	0.00
Number of trades	2
Last size	0

### Futures and Options











Related Futures	-
Related Options	-

5Y



Information about previous performance does not guarantee future performance.  
Source: FactSet

### Recent research

on sector		on market	
Date		Headline	Download
2024/08/12		Global Equity Ratings	
2024/07/24		Global Equity Ratings	
2024/07/12		Global Equity Ratings	
2024/06/21		Global Equity Ratings	
2024/06/14		Global Equity Ratings	

## Details

2024/08/16 08:07:20

**Price**

40.85 EUR

**Difference** ▲ 4.45% (1.74)

**General attributes**

ISIN	US03209R1032
Symbol	AMPH
Exchange	Munich
Currency	EUR
Sector	Chemical / Pharmaceutical / Health
Security type	Stock
Market cap (m)	1,994 EUR
Benchmark	S&P 500

**Market data**

Bid (Bid size)	-
Ask (Ask size)	-
Open	40.85 EUR
High	40.85 EUR
Low	40.85 EUR
Close (prev. day)	39.11 EUR
VWAP	35.675 EUR
Volume (pcs)	0
Trading volume	0.00
Number of trades	2
Last size	0

**Performance and Risk**

	6m	1Y	3Y
Perf (%)	-20.68%	-22.19%	-
Perf (abs.)	-10.65	-11.65	-
Beta	0.67	0.82	0.53
Volatility	30.51	33.57	-

5Y



Information about previous performance does not guarantee future performance.  
Source: FactSet

**Price data**

Ø price 5 days   Ø volume 5 days (pcs.)	39.84 EUR (0)
Ø price 30 days   Ø volume 30 days (pcs.)	37.48 EUR (2)
Ø price 100 days   Ø volume 100 days (pcs.)	38.11 EUR (1)
Ø price 250 days   Ø volume 250 days (pcs.)	44.01 EUR (1)
YTD High   date	57.50 EUR (2024/01/05)
YTD Low   date	34.59 EUR (2024/07/10)
52 Weeks High   date	57.50 EUR (2024/01/05)
52 Weeks Low   date	34.59 EUR (2024/07/10)

**Arbitrage views**

Exchange	Date	Time	Price	Trading volume (mio.)	Number of trades
Tradegate	2024/08/16	22:26	40.80 EUR	0.00	1
Stuttgart	2024/08/16	18:44	40.38 EUR	0.00	4
Nasdaq	2024/08/16	22:00	44.96 USD	17.37	6,886
Munich	2024/08/16	08:07	40.85 EUR	0.00	2
Frankfurt	2024/08/16	08:08	40.84 EUR	0.00	2
Duesseldorf	2024/08/16	19:30	40.34 EUR	0.00	6
Berlin	2024/08/16	08:13	40.83 EUR	0.00	3

## Company profile

### Company Logo



### Company Profile

-

### Contact Details

AMPHASTAR PHARMACEUTICALS

--

----

Telefon: -

Fax: -

E-mail: -