

## OMX HELSINKI 25

ISIN: FI0008900212 WKN: -

## Overview

2024/09/19 09:10:25

Price

**4,560.7861**

EUR

Difference ▲ 0.30% (13.46)

## General attributes

ISIN FI0008900212

Symbol -

Country Finland

Instruments in index 25

Type of index -

Security type Index

## Market data

Open 4,578.4214 EUR

High 4,593.5519 EUR

Low 4,551.9047 EUR

Close (prev. day) 4,547.3290 EUR

Trading volume (m) 1,218,600

Volume (pcs) 16,481,736



## Top 5

Name	Price	+ - (%)	Trend
KOJAMO OYJ	10.49	+1.84	▲
KONECRANES...	63.75	+1.59	▲
METSÄ BOAR...	6.235	+1.55	▲
OUTOKUMPU ...	3.34	+1.24	▲
METSO CORP...	8.842	+1.21	▲

Intraday 1W 1M 6m 1Y 3Y

## Flop 5

Name	Price	+ - (%)	Trend
KONE OYJ	48.73	-2.77	▼
ELISA OYJ ...	47.34	-0.25	→

Intraday 1W 1M 6m 1Y 3Y

## Futures and Options

Related Futures 3

Related Options -

## Recent research

## on market

Date	Headline	Download
2024/09/18	Credit Markets Weekly	Download
2024/09/13	Week Ahead	Download
2024/09/12	ECB cuts further	Download
2024/09/11	EU Green Deal - a lot of work awaits Europe	Download
2024/09/11	Credit Markets Weekly	Download

# Details

2024/09/19 09:10:25

Price

**4,560.7861**

EUR

Difference



0.30% (13.46)

## General attributes

ISIN FI0008900212

Symbol -

Country Finland

Security type Index

Instruments in index 25

## Market data

Open 4,578.4214 EUR

High 4,593.5519 EUR

Low 4,551.9047 EUR

Close (prev. day) 4,547.3290 EUR

Trading volume (m) 1,218,600

Volume (pcs) 16,481,736

## Performance and Risk

	6m	1Y	3Y
Perf (%)	+4.25%	+3.74%	-17.17%
Perf (abs.)	+185.25	+164.02	-942.39
Beta	-	-	-
Volatility	13.00	13.24	17.52

5Y















Information about previous performance does not guarantee future performance.  
Source: FactSet

## Price data

Ø price 5 days   Ø volume 5 days (pcs.)	4,516.6019 EUR (25,162,243)
Ø price 30 days   Ø volume 30 days (pcs.)	4,544.1672 EUR (25,412,178)
Ø price 100 days   Ø volume 100 days (pcs.)	4,544.9578 EUR (30,420,986)
Ø price 250 days   Ø volume 250 days (pcs.)	4,444.1095 EUR (33,965,005)
YTD High   date	4,733.3586 EUR (2024/05/20)
YTD Low   date	4,217.2097 EUR (2024/08/05)
52 Weeks High   date	4,733.3586 EUR (2024/05/20)
52 Weeks Low   date	3,952.1470 EUR (2023/10/23)

## Composition

Name  ISIN	Price	Diff %  Diff +/-	Performance 	Date Time	Turnover Pc.  Turnover Money 
CARGOTEC OYJ FI4000571013	47.28	0.68% 0.32		24/09/19 09:10:06	1,074 50,919.31
ELISA OYJ CLASS A FI0009007884	47.34	-0.25% -0.12		24/09/19 09:10:24	8,489 402,909.08
FORTUM CORPORATION FI0009007132	14.335	0.31% 0.05		24/09/19 09:10:16	85,522 1,225,940.27
HUHTAMÄKI OYJ FI0009000459	35.14	0.86% 0.30		24/09/19 09:09:55	1,053 36,993.18
KEMIRA OYJ FI0009004824	21.76	0.28% 0.06		24/09/19 09:07:27	1,177 25,611.00
KESKO OYJ CLASS B FI0009000202	18.315	0.74% 0.14		24/09/19 09:10:24	10,179 186,303.79
KOJAMO OYJ FI4000312251	10.49	1.84% 0.19		24/09/19 09:10:03	3,314 34,660.86
KONE OYJ FI0009013403	48.73	-2.77% -1.39		24/09/19 09:10:20	102,271 5,031,436.70
KONECRANES ABP FI0009005870	63.75	1.59% 1.00		24/09/19 09:09:31	4,371 277,970.80
MANDATUM OYJ FI4000552526	4.285	0.52% 0.02		24/09/19 09:08:47	12,318 52,772.52
METSO CORP. FI0009014575	8.842	1.21% 0.11		24/09/19 09:09:45	35,043 310,866.62
METSÄ BOARD OYJ CLASS B FI0009000665	6.235	1.55% 0.10		24/09/19 09:09:34	6,736 41,915.36
NESTE CORPORATION FI0009013296	16.50	1.13% 0.19		24/09/19 09:10:25	48,914 807,089.17
NOKIA CORPORATION FI0009000681	3.782	0.04% 0.00		24/09/19 09:10:24	422,564 1,606,203.37
NOKIAN TYRES OYJ FI0009005318	8.616	0.91% 0.08		24/09/19 09:10:25	22,350 192,154.61
NORDEA BANK ABP FI4000297767	10.56	0.76% 0.08		24/09/19 09:10:09	194,131 2,052,600.86
ORION CORPORATION B FI0009014377	47.02	0.19% 0.09		24/09/19 09:09:57	2,982 140,610.53
OUTOKUMPU OYJ FI0009002422	3.34	1.24% 0.04		24/09/19 09:10:18	155,422 519,961.73
QT GROUP OYJ FI4000198031	87.80	1.09% 0.95		24/09/19 09:09:32	1,452 128,136.95
SAMPO PLC 'A' FI4000552500	41.65	0.70% 0.29		24/09/19 09:10:23	28,077 1,167,078.10
STORA ENSO OYJ R FI0009005961	11.365	1.16% 0.13		24/09/19 09:08:57	42,105 477,565.93
TIETOEVRY CORP. FI0009000277	19.21	0.58% 0.11		24/09/19 09:10:25	10,536 202,242.24
UPM KYMMENE OYJ FI0009005987	29.90	0.98% 0.29		24/09/19 09:09:46	33,731 1,007,829.83
VALMET OYJ FI4000074984	24.98	0.52% 0.13		24/09/19 09:10:12	24,079 603,885.52
WÄRTSILÄ OYJ ABP FI0009003727	18.875	0.21% 0.04		24/09/19 09:09:35	27,241 516,923.90