

OMX HELSINKI 25

ISIN: FI0008900212

WKN: -

Overview

2022/10/04 15:29:04

Price

4,550.3152

EUR

Difference ▲ 2.28% (101.41)

General attributes

ISIN	FI0008900212
Symbol	-
Country	Finland
Instruments in index	25
Type of index	-
Security type	Index

Market data

Open	4,500.9939 EUR
High	4,565.6525 EUR
Low	4,493.4013 EUR
Close (prev. day)	4,448.9065 EUR
Trading volume (m)	18,781,631
Volume (pcs)	203,315,095

Top 5

Name ↕	Price	+ - (%) ⊕	Trend ⬆
QT GROUP O...	41.04	+4.64 ▲	▲
METSO OUTO...	7.484	+4.53 ▲	▲
TOKMANNI G...	11.70	+4.37 ▲	▲
VALMET OYJ	22.09	+4.30 ▲	▲
CARGOTEC O...	32.64	+3.75 ▲	▲

Intraday 1W 1M 6m 1Y 3Y

Flop 5

Name ↕	Price	+ - (%) ⬇	Trend ⬆
FORTUM COR...	13.93	-0.57 ▼	▼

Intraday 1W 1M 6m 1Y 3Y

Futures and Options

Related Futures	3
Related Options	-

5Y



Information about previous performance does not guarantee future performance.

Source: FactSet

Recent research

on market

Date	Headline	Download
2022/09/30	Week Ahead	
2022/09/28	Credit Markets Weekly	
2022/09/26	Global Equity Ratings	
2022/09/23	Week Ahead	
2022/09/21	Credit Markets Weekly	

Details

2022/10/04 15:29:04

Price

4,550.3152

EUR

Difference ▲ 2.28% (101.41)

General attributes

ISIN FI0008900212

Symbol -

Country Finland

Security type Index

Instruments in index 25

Market data

Open 4,500.9939 EUR

High 4,565.6525 EUR

Low 4,493.4013 EUR

Close (prev. day) 4,448.9065 EUR

Trading volume (m) 18,781,631

Volume (pcs) 203,315,095

Performance and Risk

	6m	1Y	3Y
Perf (%)	-9.48%	-16.72%	+15.37%
Perf (abs.)	-465.94	-893.32	+592.85
Beta	-	-	-
Volatility	21.33	22.68	22.43
































Information about previous performance does not guarantee future performance.
Source: FactSet

Price data

Ø price 5 days Ø volume 5 days (pcs.)	4,383.7904 EUR (44,150,224)
Ø price 30 days Ø volume 30 days (pcs.)	4,589.6707 EUR (50,012,858)
Ø price 100 days Ø volume 100 days (pcs.)	4,678.4995 EUR (38,112,399)
Ø price 250 days Ø volume 250 days (pcs.)	4,988.8184 EUR (39,718,347)
YTD High date	5,706.5430 EUR (2022/01/05)
YTD Low date	4,140.3302 EUR (2022/03/07)
52 Weeks High date	5,706.5430 EUR (2022/01/05)
52 Weeks Low date	4,140.3302 EUR (2022/03/07)

Composition

Name  ISIN	Price	Diff %  Diff +/-	Performance 	Date Time	Turnover Pc.  Turnover Money 
CARGOTEC OYJ CLASS B FI0009013429	32.64	3.75% 1.18		22/10/04 15:28:46	52,344 1,699,412.58
ELISA OYJ CLASS A FI0009007884	48.04	1.50% 0.71		22/10/04 15:29:04	112,230 5,358,541.76
FORTUM CORPORATION FI0009007132	13.93	-0.57% -0.08		22/10/04 15:28:59	766,063 10,693,846.86
HUHTAMÄKI OYJ FI0009000459	34.03	2.84% 0.94		22/10/04 15:28:56	80,158 2,716,345.06
KESKO OYJ CLASS B FI0009000202	19.155	0.08% 0.02		22/10/04 15:27:56	242,809 4,663,577.89
KOJAMO OYJ FI4000312251	13.15	0.69% 0.09		22/10/04 15:28:51	153,398 1,994,956.67
KONE OYJ FI0009013403	40.97	2.42% 0.97		22/10/04 15:29:01	320,507 13,061,417.17
KONECRANES ABP FI0009005870	21.50	2.67% 0.56		22/10/04 15:28:46	127,262 2,718,757.93
METSO OUTOTEC OYJ FI0009014575	7.484	4.53% 0.32		22/10/04 15:28:57	1,479,605 11,097,919.54
NESTE CORPORATION FI0009013296	46.18	3.68% 1.64		22/10/04 15:28:34	317,955 14,567,625.98
NOKIA CORPORATION FI0009000681	4.5945	2.03% 0.09		22/10/04 15:29:05	6,020,924 27,637,088.58
NOKIAN TYRES OYJ FI0009005318	10.49	1.45% 0.15		22/10/04 15:28:45	331,774 3,512,118.93
NORDEA BANK ABP FI4000297767	8.966	1.66% 0.15		22/10/04 15:29:03	3,192,803 28,642,213.93
ORION CORPORATION B FI0009014377	44.62	2.25% 0.98		22/10/04 15:27:25	112,106 4,981,163.57
OUTOKUMPU OYJ FI0009002422	3.76	1.92% 0.07		22/10/04 15:28:31	1,319,181 4,942,473.96
QT GROUP OYJ FI4000198031	41.04	4.64% 1.82		22/10/04 15:27:54	118,900 4,905,261.24
SAMPO PLC 'A' FI0009003305	45.00	1.51% 0.67		22/10/04 15:28:58	380,646 17,030,543.32
SSAB AB SER. B SE0000120669	4.681	2.27% 0.10		22/10/04 15:26:39	569,035 2,661,808.14
STORA ENSO OYJ R FI0009005961	13.90	2.70% 0.37		22/10/04 15:28:46	332,676 4,613,773.27
TELIA CO. AB SE0000667925	3.037	0.10% 0.00		22/10/04 15:29:02	769,465 2,340,414.52
TIETOEVRVY CORP. FI0009000277	24.10	2.64% 0.62		22/10/04 15:28:42	91,764 2,211,005.06
TOKMANNI GROUP CORP. FI4000197934	11.70	4.37% 0.49		22/10/04 15:26:34	101,686 1,186,876.31
UPM KYMMENE OYJ FI0009005987	34.46	2.99% 1.00		22/10/04 15:28:46	638,209 21,926,601.78
VALMET OYJ FI4000074984	22.09	4.30% 0.91		22/10/04 15:28:59	358,346 7,862,305.43
WÄRTSILÄ OYJ ABP FI0009003727	7.058	2.74% 0.19		22/10/04 15:29:00	1,315,403 9,188,201.44