



OMX HELSINKI 25

ISIN: FI0008900212

WKN: -

Overview

2022/10/04 17:35:07

Price

4,587.4071

EUR

Difference ▲ 3.11% (138.50)

General attributes

ISIN FI0008900212

Symbol -

Country Finland

Instruments in index 25

Type of index -

Security type Index

Market data

Open 4,500.9939 EUR

High 4,587.4071 EUR

Low 4,493.4013 EUR

Close (prev. day) 4,448.9065 EUR

Trading volume (m) 40,463,106

Volume (pcs) 463,827,971

Top 5

Name	Price	+ - (%)	Trend
METSO OUTO...	7.612	+6.31	▲
QT GROUP O...	41.43	+5.63	▲
CARGOTEC O...	33.08	+5.15	▲
TOKMANNI G...	11.78	+5.08	▲
WÄRTSILÄ O...	7.188	+4.63	▲

Intraday 1W 1M 6m 1Y 3Y

Flop 5

Name	Price	+ - (%)	Trend
FORTUM COR...	13.98	-0.21	▼

Intraday 1W 1M 6m 1Y 3Y

Futures and Options

Related Futures 3

Related Options -

5Y



Information about previous performance does not guarantee future performance.

Source: FactSet

Recent research

on market

Date	Headline	Download
2022/09/30	Week Ahead	Download
2022/09/28	Credit Markets Weekly	Download
2022/09/26	Global Equity Ratings	Download
2022/09/23	Week Ahead	Download
2022/09/21	Credit Markets Weekly	Download

Details

2022/10/04 17:35:07

Price

4,587.4071

EUR

Difference ▲ 3.11% (138.50)

General attributes

ISIN FI0008900212

Symbol -

Country Finland

Security type Index

Instruments in index 25

Market data

Open 4,500.9939 EUR

High 4,587.4071 EUR

Low 4,493.4013 EUR

Close (prev. day) 4,448.9065 EUR

Trading volume (m) 40,463,106

Volume (pcs) 463,827,971

Performance and Risk

	6m	1Y	3Y
Perf (%)	-9.48%	-16.72%	+15.37%
Perf (abs.)	-465.94	-893.32	+592.85
Beta	-	-	-
Volatility	21.33	22.68	22.43

































Information about previous performance does not guarantee future performance.
Source: FactSet

Price data

Ø price 5 days Ø volume 5 days (pcs.)	4,383.7904 EUR (44,150,224)
Ø price 30 days Ø volume 30 days (pcs.)	4,589.6707 EUR (50,012,858)
Ø price 100 days Ø volume 100 days (pcs.)	4,678.4995 EUR (38,112,399)
Ø price 250 days Ø volume 250 days (pcs.)	4,988.8184 EUR (39,718,347)
YTD High date	5,706.5430 EUR (2022/01/05)
YTD Low date	4,140.3302 EUR (2022/03/07)
52 Weeks High date	5,706.5430 EUR (2022/01/05)
52 Weeks Low date	4,140.3302 EUR (2022/03/07)

Composition

Name  ISIN	Price	Diff %  Diff +/-	Performance 	Date Time	Turnover Pc.  Turnover Money 
CARGOTEC OYJ CLASS B FI0009013429	33.08	5.15% 1.62		22/10/04 17:29:39	89,853 2,935,369.24
ELISA OYJ CLASS A FI0009007884	47.92	1.25% 0.59		22/10/04 17:29:32	283,431 13,546,361.03
FORTUM CORPORATION FI0009007132	13.98	-0.21% -0.03		22/10/04 17:29:48	1,975,631 27,613,888.71
HUHTAMÄKI OYJ FI0009000459	33.96	2.63% 0.87		22/10/04 17:29:53	165,427 5,604,703.72
KESKO OYJ CLASS B FI0009000202	19.22	0.42% 0.08		22/10/04 17:29:56	531,830 10,210,300.77
KOJAMO OYJ FI4000312251	13.19	1.00% 0.13		22/10/04 17:29:44	320,691 4,192,076.02
KONE OYJ FI0009013403	41.62	4.05% 1.62		22/10/04 17:29:34	1,069,991 44,216,188.40
KONECRANES ABP FI0009005870	21.79	4.06% 0.85		22/10/04 17:29:38	200,330 4,306,426.17
METSO OUTOTEC OYJ FI0009014575	7.612	6.31% 0.45		22/10/04 17:29:31	2,723,218 20,546,985.46
NESTE CORPORATION FI0009013296	46.23	3.79% 1.69		22/10/04 17:29:49	766,282 35,296,249.00
NOKIA CORPORATION FI0009000681	4.649	3.24% 0.15		22/10/04 17:29:36	14,003,170 64,683,407.33
NOKIAN TYRES OYJ FI0009005318	10.735	3.82% 0.40		22/10/04 17:29:44	625,271 6,652,983.78
NORDEA BANK ABP FI4000297767	9.072	2.86% 0.25		22/10/04 17:29:57	7,045,079 62,742,151.53
ORION CORPORATION B FI0009014377	44.40	1.74% 0.76		22/10/04 17:29:46	253,628 11,258,891.88
OUTOKUMPU OYJ FI0009002422	3.83	3.82% 0.14		22/10/04 17:29:33	2,330,180 8,801,282.81
QT GROUP OYJ FI4000198031	41.43	5.63% 2.21		22/10/04 17:29:30	170,509 7,030,411.42
SAMPO PLC 'A' FI0009003305	45.31	2.21% 0.98		22/10/04 17:29:43	844,192 38,008,579.46
SSAB AB SER. B SE0000120669	4.734	3.43% 0.16		22/10/04 17:29:55	798,500 3,742,817.33
STORA ENSO OYJ R FI0009005961	14.04	3.73% 0.51		22/10/04 17:29:37	1,203,406 16,802,783.36
TELIA CO. AB SE0000667925	3.04	0.20% 0.01		22/10/04 17:29:36	1,192,809 3,624,871.17
TIETOEVRY CORP. FI0009000277	24.30	3.49% 0.82		22/10/04 17:29:56	220,053 5,320,800.49
TOKMANNI GROUP CORP. FI4000197934	11.78	5.08% 0.57		22/10/04 17:29:49	141,335 1,642,160.60
UPM KYMMENE OYJ FI0009005987	34.77	3.92% 1.31		22/10/04 17:29:44	1,329,201 45,925,651.54
VALMET OYJ FI4000074984	22.10	4.34% 0.92		22/10/04 17:29:33	617,775 13,602,276.97
WÄRTSILÄ OYJ ABP FI0009003727	7.188	4.63% 0.32		22/10/04 17:29:51	2,209,752 15,591,051.31