

OMX HELSINKI 25

ISIN: FI0008900212

WKN: -

Overview

2022/01/28 17:35:13

Price

5,227.3739

EUR

Difference  -0.46% (-24.27)

General attributes

ISIN	FI0008900212
Symbol	-
Country	Finland
Instruments in index	25
Type of index	-
Security type	Index

Market data

Open	5,282.2013 EUR
High	5,288.3330 EUR
Low	5,172.4408 EUR
Close (prev. day)	5,251.6392 EUR
Trading volume (m)	48,707,126
Volume (pcs)	726,618,310

Top 5

Name 	Price	+ - (%) 	Trend 
NESTE CORP...	38.44	+4.20	
STORA ENSO...	17.50	+3.80	
ELISA OYJ ...	51.16	+1.23	
KESKO OYJ ...	27.41	+0.74	
TELIA COMP...	36.305	+0.70	

Flop 5

Name 	Price	+ - (%) 	Trend 
WÄRTSILÄ O...	10.835	-10.97	
METSO OUTO...	9.174	-4.34	
QT GROUP O...	98.80	-3.33	
CARGOTEC O...	43.10	-2.84	
OUTOKUMPU ...	5.55	-2.39	

5Y














Information about previous performance does not guarantee future performance.

Source: FactSet

Recent research

on market

Date	Headline	Download 
2022/01/28	 Week Ahead	
2022/01/27	 Credit Markets Weekly	
2022/01/25	 Corporate Schuldschein market back on track	
2022/01/21	 Week Ahead	
2022/01/20	 Credit Markets Weekly	

Futures and Options

Related Futures 3

Related Options -

Details

2022/01/28 17:35:13

Price

5,227.3739

EUR

Difference  -0.46% (-24.27)

General attributes

ISIN FI0008900212

Symbol -

Country Finland

Security type Index

Instruments in index 25

Market data

Open 5,282.2013 EUR

High 5,288.3330 EUR

Low 5,172.4408 EUR

Close (prev. day) 5,251.6392 EUR

Trading volume (m) 48,707,126

Volume (pcs) 726,618,310

Performance and Risk

	6m	1Y	3Y
Perf (%)	-6.83%	+10.01%	+30.49%
Perf (abs.)	-383.11	+475.76	+1,221.46
Beta	-	-	-
Volatility	16.96	15.17	20.51



Information about previous performance does not guarantee future performance.
Source: FactSet

Price data

Ø price 5 days Ø volume 5 days (pcs.)	5,238.8471 EUR (47,753,830)
Ø price 30 days Ø volume 30 days (pcs.)	5,481.3068 EUR (34,271,450)
Ø price 100 days Ø volume 100 days (pcs.)	5,471.0367 EUR (36,327,425)
Ø price 250 days Ø volume 250 days (pcs.)	5,326.4973 EUR (38,567,308)
YTD High date	5,706.5430 EUR (2022/01/05)
YTD Low date	5,085.8667 EUR (2022/01/24)
52 Weeks High date	5,804.2551 EUR (2021/09/07)
52 Weeks Low date	4,709.5454 EUR (2021/01/29)

Composition

Name  ISIN	Price	Diff %  Diff +/-	Performance 	Date Time	Turnover Pc.  Turnover Money 
CARGOTEC OYJ CLASS B FI0009013429	43.10	-2.84% -1.26		22/01/28 17:29:44	123,508 5,358,385.85
ELISA OYJ CLASS A FI0009007884	51.16	1.23% 0.62		22/01/28 17:29:47	377,235 19,232,840.30
FORTUM CORPORATION FI0009007132	24.14	-0.45% -0.11		22/01/28 17:29:57	1,260,165 30,366,450.73
HUHTAMÄKI OYJ FI0009000459	34.58	0.44% 0.15		22/01/28 17:29:32	196,055 6,777,039.92
KEMIRA OYJ FI0009004824	13.37	-0.67% -0.09		22/01/28 17:29:55	154,579 2,067,130.49
KESKO OYJ CLASS B FI0009000202	27.41	0.74% 0.20		22/01/28 17:29:40	514,158 14,076,323.76
KOJAMO OYJ FI4000312251	20.12	-0.20% -0.04		22/01/28 17:29:51	250,319 5,043,927.84
KONE OYJ FI0009013403	55.84	-1.55% -0.88		22/01/28 17:29:38	765,093 42,709,921.88
KONECRANES ABP FI0009005870	34.82	-2.38% -0.85		22/01/28 17:29:42	158,513 5,512,045.36
METSO OUTOTEC OYJ FI0009014575	9.174	-4.34% -0.42		22/01/28 17:29:51	2,595,007 24,015,138.72
METSÄ BOARD OYJ CLASS B FI0009000665	9.475	0.53% 0.05		22/01/28 17:29:53	540,135 5,136,419.28
NESTE CORPORATION FI0009013296	38.44	4.20% 1.55		22/01/28 17:29:39	2,082,189 78,975,534.35
NOKIA CORPORATION FI0009000681	5.083	-0.37% -0.02		22/01/28 17:29:38	11,811,738 59,738,375.58
NOKIAN TYRES OYJ FI0009005318	29.80	-0.67% -0.20		22/01/28 17:29:30	656,486 19,498,377.82
NORDEA BANK ABP FI4000297767	10.408	-0.97% -0.10		22/01/28 17:29:34	4,325,728 44,656,782.56
ORION CORPORATION B FI0009014377	35.91	-0.47% -0.17		22/01/28 17:29:53	189,744 6,805,339.22
OUTOKUMPU OYJ FI0009002422	5.55	-2.39% -0.14		22/01/28 17:29:45	3,500,236 19,664,725.50
QT GROUP OYJ FI4000198031	98.80	-3.33% -3.40		22/01/28 17:29:59	182,200 17,961,901.05
SAMPO PLC 'A' FI0009003305	43.17	-0.18% -0.08		22/01/28 17:29:58	1,017,947 43,811,382.66
STORA ENSO OYJ R FI0009005961	17.50	3.80% 0.64		22/01/28 17:29:36	5,660,958 98,926,322.16
TELIA COMPANY AB SE0000667925	3.452	0.70% 0.02		22/01/28 17:29:59	3,362,239 11,473,698.22
TIETOEVRY CORP. FI0009000277	25.86	0.08% 0.02		22/01/28 17:29:45	270,561 6,957,467.43
UPM KYMMENE OYJ FI0009005987	32.56	-1.15% -0.38		22/01/28 17:29:33	3,287,840 107,746,984.55
VALMET OYJ FI4000074984	33.23	-1.16% -0.39		22/01/28 17:29:58	322,500 10,691,133.95
WÄRTSILÄ OYJ ABP FI0009003727	10.835	-10.97% -1.34		22/01/28 17:29:44	7,330,122 81,714,026.82