

OMX HELSINKI 25

ISIN: FI0008900212

WKN: -

Overview

2020/07/08 10:03:10

Price

3,956.2231

EUR

Difference  -1.25% (-50.24)

General attributes

ISIN	FI0008900212
Symbol	-
Country	Finland
Instruments in index	25
Type of index	-
Security type	Index

Market data






Open	3,964.5617 EUR
High	3,968.8333 EUR
Low	3,945.25 EUR
Close (prev. day)	4,006.4632 EUR
Trading volume (m)	13,954,278
Volume (pcs)	77,905,187

Top 5

Name	Price	+ - (%)	Trend
ELISA OYJ ...	54.90	+0.77	
SAMPO PLC ...	32.68	+0.77	
TELIA COMP...	35.12	+0.63	
ORION CORP...	43.59	+0.23	
KOJAMO OYJ...	19.62	+0.20	

Intraday 1W 1M 6m 1Y 3Y

Flop 5

Name	Price	+ - (%)	Trend
NOKIA CORP...	3.6825	-7.94	
KONECRANES...	20.46	-2.11	
METSO OUTO...	4.546	-2.03	
NOKIAN TYR...	19.905	-1.85	
OUTOKUMPU ...	2.474	-1.67	

5Y













Information about previous performance does not guarantee future performance.

Source: FactSet

Recent research

on market

Date	Headline	Download
2020/07/07	 Corporate Schuldschein market resilient despite co...	
2020/07/03	 Week ahead Economic recovery gets started	
2020/07/02	 Cue 2nd half 2020: definitely no V-shaped recovery	
2020/06/26	 Week ahead Infection figures in the Eurozone and...	
2020/06/25	 Mixed signals	

Intraday	1W	1M	6m	1Y	3Y
----------	----	----	----	----	----

Futures and Options

Related Futures	3
Related Options	-

Details

2020/07/08 10:03:10

Price

3,956.2231

EUR

Difference

**-1.25% (-50.24)**

General attributes

ISIN	FI0008900212
Symbol	-
Country	Finland
Security type	Index
Instruments in index	25

Market data

Open	3,964.5617 EUR
High	3,968.8333 EUR
Low	3,945.25 EUR
Close (prev. day)	4,006.4632 EUR
Trading volume (m)	13,954,278
Volume (pcs)	77,905,187

Performance and Risk

	6m	1Y	3Y
Perf (%)	-5.95%	-0.33%	+0.25%
Perf (abs.)	-253.39	-13.43	+9.98
Beta	-	-	-
Volatility	37.05	27.91	19.78



5Y

Information about previous performance does not guarantee future performance.
Source: FactSet

Price data

Ø price 5 days Ø volume 5 days (pcs.)	3,994.9579 EUR (54,970,026)
Ø price 30 days Ø volume 30 days (pcs.)	3,985.9773 EUR (52,520,805)
Ø price 100 days Ø volume 100 days (pcs.)	3,749.4558 EUR (61,293,165)
Ø price 250 days Ø volume 250 days (pcs.)	3,938.7518 EUR (50,227,775)
YTD High date	4,590.9362 EUR (2020/02/11)
YTD Low date	2,823.4530 EUR (2020/03/16)
52 Weeks High date	4,590.9362 EUR (2020/02/11)
52 Weeks Low date	2,823.4530 EUR (2020/03/16)

Composition

Name  ISIN	Price	Diff %  Diff +/-	Performance 	Date Time	Turnover Pc.  Turnover Money 
CARGOTEC OYJ CLASS B FI0009013429	20.88	-1.23% -0.26		20/07/08 10:01:53	10,689 223,648.52
ELISA OYJ CLASS A FI0009007884	54.90	0.77% 0.42		20/07/08 10:02:54	33,454 1,827,472.70
FORTUM CORPORATION FI0009007132	17.18	-0.41% -0.07		20/07/08 10:02:56	180,515 3,105,755.49
HUHTAMÄKI OYJ FI0009000459	34.54	-1.43% -0.50		20/07/08 10:02:50	21,811 757,668.16
KEMIRA OYJ FI0009004824	11.71	-0.51% -0.06		20/07/08 10:01:17	11,354 132,795.05
KESKO OYJ CLASS B FI0009000202	15.58	-0.06% -0.01		20/07/08 10:02:00	36,349 565,608.04
KOJAMO OYJ NPV FI4000312251	19.62	0.20% 0.04		20/07/08 10:00:05	15,412 301,532.62
KONE OYJ FI0009013403	61.10	-0.26% -0.16		20/07/08 10:03:09	70,209 4,282,562.72
KONECRANES ABP FI0009005870	20.46	-2.11% -0.44		20/07/08 10:01:18	21,587 443,463.50
METSO OUTOTEC OYJ FI0009014575	4.546	-2.03% -0.09		20/07/08 10:02:50	1,116,607 5,108,034.79
METSÄ BOARD OYJ CLASS B FI0009000665	5.95	-0.58% -0.04		20/07/08 09:59:25	16,706 99,588.69
NELES OYJ FI4000440664	9.114	-1.41% -0.13		20/07/08 10:03:07	143,495 1,311,475.93
NESTE CORPORATION FI0009013296	34.70	-1.45% -0.51		20/07/08 10:02:32	110,763 3,850,645.79
NOKIA CORPORATION FI0009000681	3.681	-7.98% -0.32		20/07/08 10:03:11	10,506,345 39,345,644.29
NOKIAN TYRES FI0009005318	19.905	-1.85% -0.38		20/07/08 10:02:39	89,412 1,788,137.99
NORDEA BANK ABP FI4000297767	6.39	-0.20% -0.01		20/07/08 10:03:08	329,803 2,103,275.68
ORION CORPORATION B FI0009014377	43.59	0.23% 0.10		20/07/08 10:02:47	29,375 1,276,981.59
OUTOKUMPU OYJ FI0009002422	2.474	-1.67% -0.04		20/07/08 10:02:23	623,687 1,549,575.80
SAMPO PLC 'A' FI0009003305	32.68	0.77% 0.25		20/07/08 10:03:10	150,670 4,894,676.69
STORA ENSO OYJ R FI0009005961	10.75	-0.56% -0.06		20/07/08 10:02:58	165,673 1,779,904.86
TELIA COMPANY AB SE0000667925	3.369	0.63% 0.02		20/07/08 10:02:51	125,391 420,907.25
TIETOEVRY CORP. FI0009000277	24.18	-0.66% -0.16		20/07/08 09:59:28	9,845 237,903.37
UPM-KYMMENE CORPORATION FI0009005987	25.11	-0.75% -0.19		20/07/08 10:02:23	77,848 1,956,035.46
VALMET OYJ FI4000074984	23.79	-0.63% -0.15		20/07/08 10:03:06	22,565 537,264.53
WÄRTSILÄ OYJ ABP FI0009003727	7.538	-0.87% -0.07		20/07/08 10:02:56	246,815 1,849,823.11