

BRAZE INC. CLASS A

ISIN: US10576N1028 WKN: 10576N102

Overview

2024/07/17 08:13:02

Price

37.56 EUR

Difference  2.23% (0.82)

General attributes

ISIN	US10576N1028
Symbol	BRZE
Exchange	Berlin
Currency	EUR
Sector	-
Security type	Stock
Market cap (m)	2,930 EUR
Benchmark	S&P 500

Market data

Bid (Bid size)	-
Ask (Ask size)	-
Open	37.56 EUR
High	37.56 EUR
Low	37.56 EUR
Close (prev. day)	36.74 EUR
VWAP	-
Volume (pcs)	0
Trading volume	0.00
Number of trades	3
Last size	0

Futures and Options











Related Futures	-
Related Options	-

5Y



Information about previous performance does not guarantee future performance.
Source: FactSet

Recent research

on market		
Date	Headline	Download
2024/07/12	 Global Equity Ratings	
2024/07/08	 Akciové trhy - denní zpráva	
2024/07/03	 Global Strategy 3Q 2024	
2024/06/21	 Global Equity Ratings	
2024/05/29	 Global Equity Ratings	

Details

2024/07/17 08:13:02

Price

37.56 EUR

Difference ▲ 2.23% (0.82)

General attributes

ISIN	US10576N1028
Symbol	BRZE
Exchange	Berlin
Currency	EUR
Sector	-
Security type	Stock
Market cap (m)	2,930 EUR
Benchmark	S&P 500

Market data

Bid (Bid size)	-
Ask (Ask size)	-
Open	37.56 EUR
High	37.56 EUR
Low	37.56 EUR
Close (prev. day)	36.74 EUR
VWAP	-
Volume (pcs)	0
Trading volume	0.00
Number of trades	3
Last size	0

Performance and Risk

	6m	1Y	3Y
Perf (%)	-23.97%	+0.43%	-
Perf (abs.)	-11.84	+0.16	-
Beta	1.87	1.84	2.28
Volatility	50.72	46.42	-

5Y



Information about previous performance does not guarantee future performance.
Source: FactSet

Price data

Ø price 5 days Ø volume 5 days (pcs.)	35.90 EUR (0)
Ø price 30 days Ø volume 30 days (pcs.)	34.49 EUR (0)
Ø price 100 days Ø volume 100 days (pcs.)	39.54 EUR (0)
Ø price 250 days Ø volume 250 days (pcs.)	42.94 EUR (0)
YTD High date	55.50 EUR (2024/02/16)
YTD Low date	31.94 EUR (2024/06/21)
52 Weeks High date	57.00 EUR (2023/12/07)
52 Weeks Low date	31.94 EUR (2024/06/21)

Arbitrage views

Exchange	Date	Time	Price	Trading volume (mio.)	Number of trades
Tradegate	2024/07/17	22:02	37.86 EUR	0.00	1
Stuttgart	2024/07/17	21:58	37.67 EUR	0.00	10
Nasdaq	2024/07/17	22:00	41.39 USD	41.83	17,616
Munich	2024/07/17	08:01	37.88 EUR	0.00	2
Frankfurt	2024/07/17	08:02	37.88 EUR	0.00	2
Duesseldorf	2024/07/17	19:31	37.40 EUR	0.00	7
Berlin	2024/07/17	08:13	37.56 EUR	0.00	3

Company profile

Company Logo

The logo for Braze Inc. is the word "braze" written in a lowercase, black, cursive script font.

Company Profile

-

Contact Details

BRAZE INC

--

Telefon: -

Fax: -

E-mail: -