

CTP N.V EUR0.16

ISIN: NL00150006R6 WKN: -

Overview

2024/06/28 21:50:04

Price

15.90 EUR

Difference  -0.87% (-0.14)

General attributes

ISIN NL00150006R6

Symbol -

Exchange Berlin

Currency EUR

Sector -

Security type Stock

Market cap (m) 7,188 EUR

Benchmark AMSTERDAM EXCHANGES INDEX

Market data

Bid (Bid size) -

Ask (Ask size) -

Open 16.08 EUR

High 16.08 EUR

Low 15.88 EUR

Close (prev. day) 16.04 EUR

VWAP -

Volume (pcs) 0

Trading volume 0.00

Number of trades 19

Last size 0

Futures and Options

Related Futures -

Related Options -

5Y













Information about previous performance does not guarantee future performance.

Source: FactSet

Recent research

on market

Date	Headline	Download
2024/06/21	 Global Equity Ratings	
2024/06/14	 Global Equity Ratings	
2024/04/26	 Global Equity Ratings	
2024/03/26	 Global Strategy 2Q 2024	
2024/03/13	 Global Equity Ratings	

Details

2024/06/28 21:50:04

Price

15.90 EUR

Difference ▼ -0.87% (-0.14)

General attributes

ISIN	NL00150006R6
Symbol	-
Exchange	Berlin
Currency	EUR
Sector	-
Security type	Stock
Market cap (m)	7,188 EUR
Benchmark	AMSTERDAM EXCHANGES INDEX

Market data

Bid (Bid size)	-
Ask (Ask size)	-
Open	16.08 EUR
High	16.08 EUR
Low	15.88 EUR
Close (prev. day)	16.04 EUR
VWAP	-
Volume (pcs)	0
Trading volume	0.00
Number of trades	19
Last size	0

Performance and Risk

	6m	1Y	3Y
Perf (%)	+2.32%	+32.72%	-
Perf (abs.)	+0.36	+3.92	-
Beta	0.54	0.73	0.85
Volatility	20.57	22.44	-

5Y



Information about previous performance does not guarantee future performance.
Source: FactSet

Price data

Ø price 5 days Ø volume 5 days (pcs.)	15.88 EUR (0)
Ø price 30 days Ø volume 30 days (pcs.)	16.37 EUR (0)
Ø price 100 days Ø volume 100 days (pcs.)	16.07 EUR (0)
Ø price 250 days Ø volume 250 days (pcs.)	14.73 EUR (1)
YTD High date	17.14 EUR (2024/06/05)
YTD Low date	14.48 EUR (2024/01/05)
52 Weeks High date	17.14 EUR (2024/06/05)
52 Weeks Low date	11.70 EUR (2023/07/06)

Arbitrage views

Exchange ⊕	Date	Time	Price	Trading volume (mio.)	Number of trades
Tradegate	2024/06/28	22:26	15.96 EUR	0.01	13
Stuttgart	2024/06/28	16:29	15.70 EUR	0.00	9
Prague Stock Exchange	2024/06/27	16:02	401.00 CZK	0.57	7
Munich	2024/06/28	08:03	16.02 EUR	0.00	2
Frankfurt	2024/	17:20	15.80 EUR	0.00	9

	06/28					
FINRA other OTC Issues	2024/ 02/13	18:41	14.99 USD	0.01		1
Euronext Milan MTF Trading After Hours	-	-	-	0.00		-
Euronext Amsterdam	2024/ 06/28	17:35	15.92 EUR	0.98		315
Duesseldorf	2024/ 06/28	19:30	15.64 EUR	0.00		6
Berlin	2024/ 06/28	21:50	15.90 EUR	0.00		19

Company profile

Company Logo

Contact Details

CTP N.V

--

Telefon: -

Fax: -

E-mail: -

Company Profile

-