

## CTP N.V EUR0.16

ISIN: NL00150006R6 WKN: -

## Overview

2024/06/25 21:50:04

Price

15.74 EUR

Difference  -2.11% (-0.34)

## General attributes

ISIN NL00150006R6

Symbol -

Exchange Berlin

Currency EUR

Sector -

Security type Stock

Market cap (m) 7,143 EUR

Benchmark AMSTERDAM EXCHANGES INDEX

## Market data

Bid (Bid size) -

Ask (Ask size) -

Open 16.08 EUR

High 16.08 EUR

Low 15.70 EUR

Close (prev. day) 16.08 EUR

VWAP -

Volume (pcs) 0

Trading volume 0.00

Number of trades 19

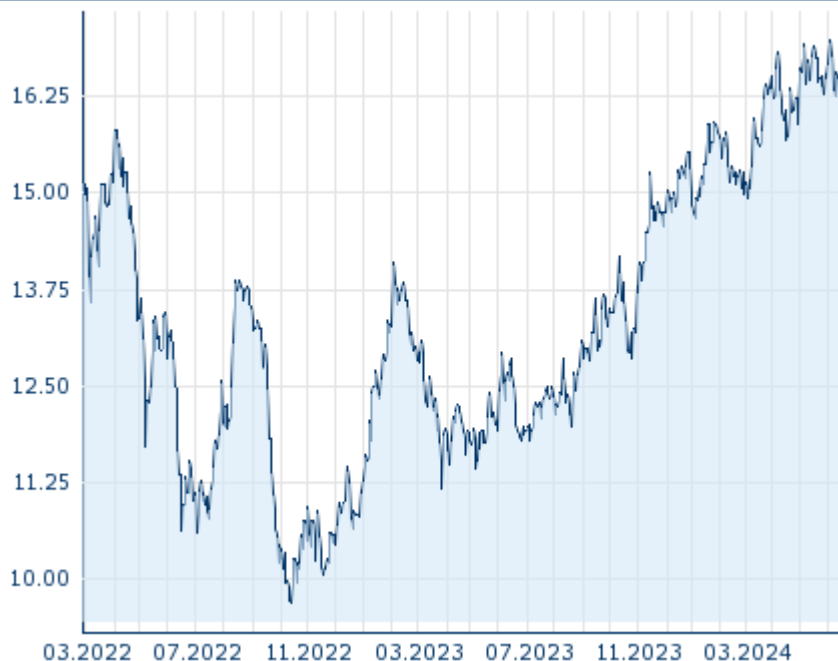
Last size 0

## Futures and Options

Related Futures -

Related Options -











5Y



Information about previous performance does not guarantee future performance.  
Source: FactSet

## Recent research

on market

Date	Headline	Download
2024/06/21	 Global Equity Ratings	
2024/06/14	 Global Equity Ratings	
2024/04/26	 Global Equity Ratings	
2024/03/26	 Global Strategy 2Q 2024	
2024/03/13	 Global Equity Ratings	

## Details

2024/06/25 21:50:04

## Price

15.74 EUR

Difference 📉 -2.11% (-0.34)

## General attributes

ISIN	NL00150006R6
Symbol	-
Exchange	Berlin
Currency	EUR
Sector	-
Security type	Stock
Market cap (m)	7,143 EUR
Benchmark	AMSTERDAM EXCHANGES INDEX

## Market data

Bid (Bid size)	-
Ask (Ask size)	-
Open	16.08 EUR
High	16.08 EUR
Low	15.70 EUR
Close (prev. day)	16.08 EUR
VWAP	-
Volume (pcs)	0
Trading volume	0.00
Number of trades	19
Last size	0

## Performance and Risk

	6m	1Y	3Y
Perf (%)	+2.61%	+32.72%	-
Perf (abs.)	+0.40	+3.88	-
Beta	0.52	0.72	0.85
Volatility	20.32	22.34	-

5Y



Information about previous performance does not guarantee future performance.  
Source: FactSet

## Price data

Ø price 5 days   Ø volume 5 days (pcs.)	15.99 EUR (0)
Ø price 30 days   Ø volume 30 days (pcs.)	16.46 EUR (0)
Ø price 100 days   Ø volume 100 days (pcs.)	16.06 EUR (0)
Ø price 250 days   Ø volume 250 days (pcs.)	14.68 EUR (1)
YTD High   date	17.14 EUR (2024/06/05)
YTD Low   date	14.48 EUR (2024/01/05)
52 Weeks High   date	17.14 EUR (2024/06/05)
52 Weeks Low   date	11.62 EUR (2023/06/26)

## Arbitrage views

Exchange <span>📍</span>	Date	Time	Price	Trading volume (mio.)	Number of trades
Tradegate	2024/06/25	22:26	15.76 EUR	0.00	10
Stuttgart	2024/06/25	15:32	15.54 EUR	0.00	8
Prague Stock Exchange	2024/06/25	12:25	395.00 CZK	0.02	3
Munich	2024/06/25	08:08	16.04 EUR	0.00	2
Frankfurt	2024/	17:20	15.68 EUR	0.00	1

	06/25					
FINRA other OTC Issues	2024/ 02/13	18:41	14.99 USD	0.01		1
Euronext Milan MTF Trading After Hours	-	-	-	0.00		-
Euronext Amsterdam	2024/ 06/25	17:35	15.72 EUR	0.92		305
Duesseldorf	2024/ 06/25	19:30	15.44 EUR	0.00		6
Berlin	2024/ 06/25	21:50	15.74 EUR	0.00		19

## Company profile

### Company Logo

#### Contact Details

CTP N.V

--

----

Telefon: -

Fax: -

E-mail: -

### Company Profile

-