

## CTP N.V EUR0.16

ISIN: NL00150006R6 WKN: -

## Overview

2024/06/28 22:26:52

Price

15.96 EUR

Difference  -0.62% (-0.10)

## General attributes

ISIN NL00150006R6

Symbol -

Exchange Tradegate

Currency EUR

Sector -

Security type Stock

Market cap (m) 7,188 EUR

Benchmark AMSTERDAM EXCHANGES INDEX

## Market data

Bid (Bid size) 15.92 EUR (200)

Ask (Ask size) 15.98 EUR (200)

Open 16.08 EUR

High 16.10 EUR

Low 15.96 EUR

Close (prev. day) 16.06 EUR

VWAP 16.01791 EUR

Volume (pcs) 708

Trading volume 11,340.68

Number of trades 13

Last size -

## Futures and Options

Related Futures -









Related Options -

5Y



Information about previous performance does not guarantee future performance.  
Source: FactSet

## Recent research

on market			
Date		Headline	Download
2024/06/21		Global Equity Ratings	
2024/06/14		Global Equity Ratings	
2024/04/26		Global Equity Ratings	
2024/03/26		Global Strategy 2Q 2024	
2024/03/13		Global Equity Ratings	

## Details

2024/06/28 22:26:52

## Price

15.96 EUR

Difference  -0.62% (-0.10)

## General attributes

ISIN	NL00150006R6
Symbol	-
Exchange	Tradegate
Currency	EUR
Sector	-
Security type	Stock
Market cap (m)	7,188 EUR
Benchmark	AMSTERDAM EXCHANGES INDEX

## Market data

Bid (Bid size)	15.92 EUR (200)
Ask (Ask size)	15.98 EUR (200)
Open	16.08 EUR
High	16.10 EUR
Low	15.96 EUR
Close (prev. day)	16.06 EUR
VWAP	16.01791 EUR
Volume (pcs)	708
Trading volume	11,340.68
Number of trades	13
Last size	-

## Performance and Risk

	6m	1Y	3Y
Perf (%)	+2.84%	+33.22%	-
Perf (abs.)	+0.44	+3.98	-
Beta	0.54	0.73	0.85
Volatility	20.78	22.58	-

5Y



## Price data

Ø price 5 days   Ø volume 5 days (pcs.)	15.90 EUR (591)
Ø price 30 days   Ø volume 30 days (pcs.)	16.39 EUR (411)
Ø price 100 days   Ø volume 100 days (pcs.)	16.09 EUR (413)
Ø price 250 days   Ø volume 250 days (pcs.)	14.74 EUR (409)
YTD High   date	17.20 EUR (2024/06/05)
YTD Low   date	14.50 EUR (2024/01/05)
52 Weeks High   date	17.20 EUR (2024/06/05)
52 Weeks Low   date	11.78 EUR (2023/07/06)

## Arbitrage views

Exchange 	Date	Time	Price	Trading volume (mio.)	Number of trades
Tradegate	2024/06/28	22:26	15.96 EUR	0.01	13
Stuttgart	2024/06/28	16:29	15.70 EUR	0.00	9
Prague Stock Exchange	2024/06/27	16:02	401.00 CZK	0.57	7
Munich	2024/06/28	08:03	16.02 EUR	0.00	2
Frankfurt	2024/	17:20	15.80 EUR	0.00	9

	06/28					
FINRA other OTC Issues	2024/ 02/13	18:41	14.99 USD	0.01		1
Euronext Milan MTF Trading After Hours	-	-	-	0.00		-
Euronext Amsterdam	2024/ 06/28	17:35	15.92 EUR	0.98		315
Duesseldorf	2024/ 06/28	19:30	15.64 EUR	0.00		6
Berlin	2024/ 06/28	21:50	15.90 EUR	0.00		19

## Company profile

### Company Logo

#### Contact Details

CTP N.V

--

----

Telefon: -

Fax: -

E-mail: -

### Company Profile

-