

CTP N.V EUR0.16

ISIN: NL00150006R6 WKN: -

Overview

2024/06/21 22:26:52

Price

15.90 EUR

Difference  -1.73% (-0.28)

General attributes

ISIN NL00150006R6

Symbol -

Exchange Tradegate

Currency EUR

Sector -

Security type Stock

Market cap (m) 7,265 EUR

Benchmark AMSTERDAM EXCHANGES INDEX

Market data

Bid (Bid size) 15.86 EUR (200)

Ask (Ask size) 15.92 EUR (200)

Open 16.20 EUR

High 16.20 EUR

Low 15.90 EUR

Close (prev. day) 16.18 EUR

VWAP 15.91281 EUR

Volume (pcs) 64

Trading volume 1,018.42

Number of trades 3

Last size -

Futures and Options

Related Futures -

Related Options -











5Y



Information about previous performance does not guarantee future performance.
Source: FactSet

Recent research

on market

Date	Headline	Download
2024/06/21	 Global Equity Ratings	
2024/06/14	 Global Equity Ratings	
2024/04/26	 Global Equity Ratings	
2024/03/26	 Global Strategy 2Q 2024	
2024/03/13	 Global Equity Ratings	

Details

2024/06/21 22:26:52

Price

15.90 EUR

Difference ▼ -1.73% (-0.28)

General attributes

ISIN	NL00150006R6
Symbol	-
Exchange	Tradegate
Currency	EUR
Sector	-
Security type	Stock
Market cap (m)	7,265 EUR
Benchmark	AMSTERDAM EXCHANGES INDEX

Market data

Bid (Bid size)	15.86 EUR (200)
Ask (Ask size)	15.92 EUR (200)
Open	16.20 EUR
High	16.20 EUR
Low	15.90 EUR
Close (prev. day)	16.18 EUR
VWAP	15.91281 EUR
Volume (pcs)	64
Trading volume	1,018.42
Number of trades	3
Last size	-

Performance and Risk

	6m	1Y	3Y
Perf (%)	+4.73%	+33.06%	-
Perf (abs.)	+0.72	+3.96	-
Beta	0.51	0.73	0.84
Volatility	20.32	22.33	-

5Y



Information about previous performance does not guarantee future performance.
Source: FactSet

Price data

Ø price 5 days Ø volume 5 days (pcs.)	16.14 EUR (200)
Ø price 30 days Ø volume 30 days (pcs.)	16.53 EUR (386)
Ø price 100 days Ø volume 100 days (pcs.)	16.07 EUR (386)
Ø price 250 days Ø volume 250 days (pcs.)	14.66 EUR (401)
YTD High date	17.20 EUR (2024/06/05)
YTD Low date	14.50 EUR (2024/01/05)
52 Weeks High date	17.20 EUR (2024/06/05)
52 Weeks Low date	11.66 EUR (2023/06/26)

Arbitrage views

Exchange <input type="checkbox"/>	Date	Time	Price	Trading volume (mio.)	Number of trades
Tradegate	2024/06/21	22:26	15.90 EUR	0.00	3
Stuttgart	2024/06/21	15:28	15.88 EUR	0.00	10
Prague Stock Exchange	2024/06/21	15:42	402.00 CZK	0.42	6
Munich	2024/06/21	08:09	16.14 EUR	0.00	1
Frankfurt	2024/	17:20	16.00 EUR	0.00	8

	06/21					
FINRA other OTC Issues	2024/ 02/13	18:41	14.99 USD	0.01		1
Euronext Milan MTF Trading After Hours	-	-	-	0.00		-
Euronext Amsterdam	2024/ 06/21	17:36	15.88 EUR	5.78		388
Duesseldorf	2024/ 06/21	19:30	15.60 EUR	0.00		6
Berlin	2024/ 06/21	21:50	15.88 EUR	0.00		19

Company profile

Company Logo

Contact Details

CTP N.V

--

Telefon: -

Fax: -

E-mail: -

Company Profile

-