

PEPSICO (PEPF) - EUX/20230317

2022/12/09 19:01:12

Price
184.7454 USDDifference  0.21% (0.39)

General attributes

| | |
|---------------|--------------|
| Symbol | PEPFH23 |
| Exchange | Eurex |
| Currency | USD |
| Security type | Future |
| Underlying | PEPSICO INC. |
| Maturity | 03-2023 |
| Contract size | 100 |

Market data

| | |
|-------------------------|-------------------|
| Bid (Bid size) | - USD (-) |
| Ask (Ask size) | - USD (-) |
| Open | 184.7454 USD |
| High | 184.7454 USD |
| Low | 184.7454 USD |
| Close (prev. day) | 184.3554 USD |
| Underlying | PEPSICO INC. |
| Underlying price (date) | 183.10 (22/12/09) |
| Settlement price (date) | 184.75 (22/12/09) |
| Open Interest | 0 |

Performance and Risk

| | 6m | 1Y | 3Y |
|-------------|---------|-------|-------|
| Perf (%) | +11.47% | - | - |
| Perf (abs.) | +19.01 | - | - |
| Beta | - | - | - |
| Volatility | 17.22 | 20.53 | 20.53 |

Futures and Options

| | |
|-----------------|---|
| Related Futures | - |
| Related Options | - |













Information about previous performance does not guarantee future performance.
Source: FactSet

Price data

| | |
|---|---------------------------|
| Ø price 5 days Ø volume 5 days (pcs.) | 184.0376 USD (0) |
| Ø price 30 days Ø volume 30 days (pcs.) | 182.3056 USD (0) |
| Ø price 100 days Ø volume 100 days (pcs.) | 175.9111 USD (0) |
| Ø price 250 days Ø volume 250 days (pcs.) | - USD (0) |
| YTD High date | 186.9835 USD (2022/12/02) |
| YTD Low date | 152.0779 USD (2022/03/10) |
| 52 Weeks High date | 186.9835 USD (2022/12/02) |
| 52 Weeks Low date | 152.0779 USD (2022/03/10) |

Recent Research

| on underlying | on sector | on market | |
|---------------|---|-----------------------|---|
| Date | | Headline | Download |
| 2022/11/28 |  | Global Equity Ratings |  |
| 2022/11/18 |  | Global Equity Ratings |  |
| 2022/10/31 |  | Global Equity Ratings |  |
| 2022/10/05 |  | Global Equity Ratings |  |
| 2022/09/26 |  | Global Equity Ratings |  |