

## ZURICH INSURANCE GROUP AG FUTURE (ZURF) - EUX/202303

2023/02/03 19:20:14

Price  
441.2273 CHFDifference  0.48% (2.09)

## General attributes

Symbol	ZURFH23
Exchange	Eurex
Currency	CHF
Security type	Future
Underlying	ZURICH INSURANCE GROUP AG
Maturity	03-2023
Contract size	10

## Market data

Bid (Bid size)	- CHF (-)
Ask (Ask size)	- CHF (-)
Open	441.2273 CHF
High	441.2273 CHF
Low	441.2273 CHF
Close (prev. day)	439.1372 CHF
Underlying	ZURICH INSURANCE GROUP AG
Underlying price (date)	440.70 (23/02/03)
Settlement price (date)	441.23 (23/02/03)
Open Interest	42,030

## Performance and Risk

	6m	1Y	3Y
Perf (%)	+5.27%	-	-
Perf (abs.)	+22.08	-	-
Beta	-	-	-
Volatility	16.97	20.35	20.35

## Futures and Options

Related Futures	-
Related Options	-

5Y











Information about previous performance does not guarantee future performance.  
Source: FactSet

## Price data

Ø price 5 days   Ø volume 5 days (pcs.)	447.8073 CHF (900)
Ø price 30 days   Ø volume 30 days (pcs.)	447.7858 CHF (1,133)
Ø price 100 days   Ø volume 100 days (pcs.)	434.0366 CHF (340)
Ø price 250 days   Ø volume 250 days (pcs.)	- CHF (139)
YTD High   date	455.3879 CHF (2023/01/24)
YTD Low   date	439.1372 CHF (2023/02/02)
52 Weeks High   date	457.3982 CHF (2022/04/14)
52 Weeks Low   date	370.4698 CHF (2022/03/07)

## Recent Research

on sector		on market	
Date		Headline	Download
2023/02/03		Akciové trhy - denní zpráva	
2023/02/02		Akciové trhy - denní zpráva	
2023/02/01		Akciové trhy - denní zpráva	
2023/01/31		Akciové trhy - denní zpráva	
2023/01/30		Global Equity Ratings	