

## CANOO INC COM USD0.0001 (POST SPLT) A

ISIN: US13803R2013 WKN: 13803R201

## Overview

2024/03/20 08:05:12

Price  
2.60 EURDifference  -1.52% (-0.04)

## General attributes

ISIN	US13803R2013
Symbol	GOEV
Exchange	Munich
Currency	EUR
Sector	-
Security type	Stock
Market cap (m)	172 EUR
Benchmark	S&P 500

## Market data

Bid (Bid size)	-
Ask (Ask size)	-
Open	2.60 EUR
High	2.60 EUR
Low	2.60 EUR
Close (prev. day)	2.64 EUR
VWAP	2.60 EUR
Volume (pcs)	50
Trading volume	130.00
Number of trades	1
Last size	50

## Futures and Options





Related Futures	-
Related Options	-

5Y



Information about previous performance does not guarantee future performance.  
Source: FactSet

## Recent research

on market		
Date	Headline	Download
2024/07/12	 Global Equity Ratings	
2024/07/08	 Akciové trhy - denní zpráva	
2024/07/03	 Global Strategy 3Q 2024	
2024/06/21	 Global Equity Ratings	
2024/05/29	 Global Equity Ratings	

## Details

2024/03/20 08:05:12

## Price

2.60 EUR

Difference ▼ -1.52% (-0.04)

## General attributes

ISIN	US13803R2013
Symbol	GOEV
Exchange	Munich
Currency	EUR
Sector	-
Security type	Stock
Market cap (m)	172 EUR
Benchmark	S&P 500

## Market data

Bid (Bid size)	-
Ask (Ask size)	-
Open	2.60 EUR
High	2.60 EUR
Low	2.60 EUR
Close (prev. day)	2.64 EUR
VWAP	2.60 EUR
Volume (pcs)	50
Trading volume	130.00
Number of trades	1
Last size	50

## Performance and Risk

	6m	1Y	3Y
Perf (%)	-74.01%	-79.81%	-
Perf (abs.)	-7.41	-10.28	-
Beta	0.93	1.89	1.85
Volatility	147.31	123.76	-

5Y



Information about previous performance does not guarantee future performance.  
Source: FactSet

## Price data

Ø price 5 days   Ø volume 5 days (pcs.)	2.16 EUR (4,323)
Ø price 30 days   Ø volume 30 days (pcs.)	2.51 EUR (827)
Ø price 100 days   Ø volume 100 days (pcs.)	4.45 EUR (314)
Ø price 250 days   Ø volume 250 days (pcs.)	8.86 EUR (147)
YTD High   date	5.82 EUR (2024/01/08)
YTD Low   date	1.11 EUR (2024/03/14)
52 Weeks High   date	16.62 EUR (2023/05/04)
52 Weeks Low   date	1.11 EUR (2024/03/14)

## Arbitrage views

Exchange	Date	Time	Price	Trading volume (mio.)	Number of trades
Nasdaq	2024/07/17	22:00	2.64 USD	5.80	14,653
Munich	2024/03/20	08:05	2.60 EUR	0.00	1
Frankfurt	2024/03/07	15:39	1.1569 EUR	0.00	1
Duesseldorf	2024/03/07	19:30	1.1776 EUR	0.00	6
Berlin	2024/03/	21:40	2.0401 EUR	0.00	13



## Company profile

### Company Logo

#### Contact Details

CANOO INC

--

----

Telefon: -

Fax: -

E-mail: -

### Company Profile

-