

SIMON PROPERTY GROUP INC.

ISIN: **US8288061091** WKN:
828806109

Overview

2022/06/29 16:17:16

Price

93.30 EUR

Difference  -1.05% (-0.99)

General attributes

ISIN	US8288061091
Symbol	SPG
Exchange	Tradegate
Currency	EUR
Sector	Other
Security type	Stock
Market cap (m)	30,999 EUR
Benchmark	S&P 500

Market data

Bid (Bid size)	92.26 EUR (330)
Ask (Ask size)	92.59 EUR (330)
Open	93.96 EUR
High	94.00 EUR
Low	92.40 EUR
Close (prev. day)	94.29 EUR
VWAP	93.89921 EUR
Volume (pcs)	231
Trading volume	21,684.72
Number of trades	5
Last size	4

Futures and Options










Related Futures	-
Related Options	-

5Y



Information about previous performance does not guarantee future performance.
Source: FactSet

Recent research

on sector		on market	
Date		Headline	Download
2022/06/29		Global Equity Ratings	
2022/05/25		Global Equity Ratings	
2022/05/04		Global Equity Ratings	
2022/04/27		České shrnutí reportu na CTP	
2022/04/27		Global Equity Ratings	

Details

2022/06/29 16:17:16

Price

93.30 EUR

Difference  -1.05% (-0.99)

General attributes

ISIN	US8288061091
Symbol	SPG
Exchange	Tradegate
Currency	EUR
Sector	Other
Security type	Stock
Market cap (m)	30,999 EUR
Benchmark	S&P 500

Market data

Bid (Bid size)	92.26 EUR (330)
Ask (Ask size)	92.59 EUR (330)
Open	93.96 EUR
High	94.00 EUR
Low	92.40 EUR
Close (prev. day)	94.29 EUR
VWAP	93.89921 EUR
Volume (pcs)	231
Trading volume	21,684.72
Number of trades	5
Last size	4

Performance and Risk

	6m	1Y	3Y
Perf (%)	-32.41%	-13.65%	-32.89%
Perf (abs.)	-45.21	-14.91	-46.21
Beta	0.93	1.09	1.37
Volatility	32.78	31.97	57.51

5Y



Information about previous performance does not guarantee future performance.

Source: FactSet

Price data

Ø price 5 days Ø volume 5 days (pcs.)	93.19 EUR (385)
Ø price 30 days Ø volume 30 days (pcs.)	98.88 EUR (597)
Ø price 100 days Ø volume 100 days (pcs.)	113.17 EUR (440)
Ø price 250 days Ø volume 250 days (pcs.)	120.00 EUR (513)
YTD High date	146.00 EUR (2022/01/05)
YTD Low date	88.52 EUR (2022/06/16)
52 Weeks High date	151.30 EUR (2021/11/22)
52 Weeks Low date	88.52 EUR (2022/06/16)

All listings for SIMON PROPERTY GROUP INC.

Exchange 	Date	Time	Price	Trading volume (mio.)	Number of trades
Vienna Stock Exchange	2022/06/29	17:32	92.44 EUR	0.00	2
Tradegate	2022/06/29	16:17	93.30 EUR	0.02	4
Stuttgart	2022/06/29	17:17	92.43 EUR	0.00	2
NYSE	2022/06/29	18:05	96.78 USD	50.56	11,158
Munich	2022/06/29	08:00	94.01 EUR	0.00	1

	29					
London Stock Exchange	2022/06/01	17:24	110.51 USD	0.00		1
Hanover	2022/06/29	16:16	93.61 EUR	0.00		2
Frankfurt	2022/06/29	09:16	94.00 EUR	0.00		1
Duesseldorf	2022/06/29	18:00	92.45 EUR	0.00		20
Berlin	2022/06/29	08:08	94.07 EUR	0.00		1

Company profile

Company Logo



Contact Details

SIMON PROPERTY GROUP INC.

--

West Washington Street 225 46204
Indianapolis, IN

Telefon: +1-317-6361600

Fax: +1-317-6857222

E-mail: IRContact@simon.com

Company Profile

-

Members of Management Board

Daniel Smith Member of Board of Directors

Karen Horn Member of Board of Directors

Al Hubbard Member of Board of Directors

Gary Rodkin Member of Board of Directors

Glyn Aepfel Member of Board of Directors

Herbert Simon Member of Board of Directors

J. Smith Member of Board of Directors

Larry Glasscock Member of Board of Directors

Marta Stewart Member of Board of Directors

Peggy Roe Member of Board of Directors

Reuben Leibowitz Member of Board of Directors

Richard Sokolov Member of Board of Directors

Stefan Selig Member of Board of Directors

David Simon Chairman of Managing Board

Alexander L. Snyder Member of Executive Committee

Brian McDade Member of Executive Committee

John Rulli Member of Executive Committee

Steven E. Fivel Member of Executive Committee