

# VONOVIA SE FUTURE (ANNG) - EUX/202412

2024/05/21 18:43:11

**Price**  
29.4129 EUR

**Difference**  -2.42% (-0.73)

### General attributes

Symbol	ANNGZ24
Exchange	Eurex
Currency	EUR
Security type	Future
Underlying	VONOVIA SE
Maturity	12-2024
Contract size	100

### Market data

Bid (Bid size)	- EUR (-)
Ask (Ask size)	- EUR (-)
Open	29.4129 EUR
High	29.4129 EUR
Low	29.4129 EUR
Close (prev. day)	30.142 EUR
Underlying	VONOVIA SE
Underlying price (date)	28.77 (24/05/21)
Settlement price (date)	29.41 (24/05/21)
Open Interest	0

### Performance and Risk

	6m	1Y	3Y
Perf (%)	+16.21%	+66.76%	-
Perf (abs.)	+4.20	+12.07	-
Beta	-	-	-
Volatility	34.50	38.65	-

### Futures and Options

Related Futures	-
Related Options	-












5Y

Information about previous performance does not guarantee future performance.  
Source: FactSet

### Price data

Ø price 5 days   Ø volume 5 days (pcs.)	30.0763 EUR (0)
Ø price 30 days   Ø volume 30 days (pcs.)	26.7654 EUR (0)
Ø price 100 days   Ø volume 100 days (pcs.)	26.9632 EUR (0)
Ø price 250 days   Ø volume 250 days (pcs.)	24.1102 EUR (0)
YTD High   date	30.6296 EUR (2024/05/15)
YTD Low   date	23.8223 EUR (2024/03/15)
52 Weeks High   date	30.6296 EUR (2024/05/15)
52 Weeks Low   date	17.4677 EUR (2023/06/01)

### Recent Research

on sector		on market	
Date		Headline	Download
2024/04/26		Global Equity Ratings	
2024/04/03		Global Equity Ratings	
2024/03/13		Global Equity Ratings	
2024/02/22		Global Equity Ratings	
2024/02/14		Global Equity Ratings	