

## 88 ENERGY LIMITED

ISIN: AU00000088E2 WKN: BW9NZW0

## Overview

2024/07/11 08:10:47

Price

0.002 AUD

Difference  -33.33% (-0.00)

## General attributes

ISIN AU00000088E2

Symbol 88E

Exchange Australian Securities Exchange

Currency AUD

Sector Energy / Commodities

Security type Stock

Market cap (m) 37 EUR

Benchmark ASX ALL ORDINARIES INDEX

## Market data

Bid (Bid size) 0.002 AUD (201,474,331)

Ask (Ask size) 0.003 AUD (597,659,393)

Open 0.003 AUD

High 0.003 AUD

Low 0.002 AUD

Close (prev. day) 0.003 AUD

VWAP 0.002672 AUD

Volume (pcs) 7,617,878

Trading volume 20,357.20

Number of trades 82

Last size -

## Futures and Options

Related Futures -

Related Options -

5Y













Information about previous performance does not guarantee future performance.

Source: FactSet

## Recent research

on sector

Date	Headline	Download
2024/07/11	 Akciové trhy - denní zpráva	
2024/07/10	 Akciové trhy - denní zpráva	
2024/07/09	 Akciové trhy - denní zpráva	
2024/07/08	 Akciové trhy - denní zpráva	
2024/07/04	 Akciové trhy - denní zpráva	

## Details

2024/07/11 08:10:47

## Price

0.002 AUD

Difference ▼ -33.33% (-0.00)

## General attributes

ISIN	AU00000088E2
Symbol	88E
Exchange	Australian Securities Exchange
Currency	AUD
Sector	Energy / Commodities
Security type	Stock
Market cap (m)	37 EUR
Benchmark	ASX ALL ORDINARIES INDEX

## Market data

Bid (Bid size)	0.002 AUD (201,474,331)
Ask (Ask size)	0.003 AUD (597,659,393)
Open	0.003 AUD
High	0.003 AUD
Low	0.002 AUD
Close (prev. day)	0.003 AUD
VWAP	0.002672 AUD
Volume (pcs)	7,617,878
Trading volume	20,357.20
Number of trades	82
Last size	-

## Performance and Risk

	6m	1Y	3Y
Perf (%)	-50.00%	-71.05%	-93.67%
Perf (abs.)	+0.00	+0.00	-0.03
Beta	-0.13	-0.18	0.41
Volatility	287.40	230.71	162.25

5Y



Information about previous performance does not guarantee future performance.

Source: FactSet

## Price data

Ø price 5 days   Ø volume 5 days (pcs.)	0.002 AUD (45,662,270)
Ø price 30 days   Ø volume 30 days (pcs.)	0.002 AUD (43,138,881)
Ø price 100 days   Ø volume 100 days (pcs.)	0.004 AUD (57,572,895)
Ø price 250 days   Ø volume 250 days (pcs.)	0.005 AUD (34,560,871)
YTD High   date	0.008 AUD (2024/04/03)
YTD Low   date	0.001 AUD (2024/07/05)
52 Weeks High   date	0.008 AUD (2023/08/03)
52 Weeks Low   date	0.001 AUD (2024/07/05)

## All listings for 88 ENERGY LIMITED

Exchange	Date	Time	Price	Trading volume (mio.)	Number of trades
Tradegate	2024/07/11	22:26	0.0014 EUR	0.00	5
Stuttgart	2024/07/11	08:14	0.0012 EUR	0.00	1
Munich	2024/07/11	08:16	0.0013 EUR	0.00	1
London Stock Exchange	2024/07/11	17:35	0.1075 GBp	9.40	26
Hamburg	2024/	08:00	0.0012 EUR	0.00	3

	07/11					
Frankfurt	2024/ 07/09	17:48	0.0014	EUR	0.00	2
FINRA other OTC Issues	2024/ 07/11	21:45	0.0016	USD	0.03	43
Duesseldorf	2024/ 07/11	08:36	0.0011	EUR	0.00	1
Berlin	2024/ 07/11	21:46	0.0022	EUR	0.00	9
Australian Securities Exchange	2024/ 07/11	08:10	0.002	AUD	0.02	82

## Company profile

### Company Logo



### Company Profile

-

### Contact Details

88 ENERGY LTD

--

----

Telefon: -

Fax: -

E-mail: -