

88 ENERGY LIMITED

ISIN: AU00000088E2 WKN: BW9NZW0

Overview

2024/05/06 08:10:31

Price

0.003 AUD

Difference  -25.00% (-0.00)

General attributes

ISIN AU00000088E2

Symbol 88E

Exchange Australian Securities Exchange

Currency AUD

Sector Energy / Commodities

Security type Stock

Market cap (m) 54 EUR

Benchmark ASX ALL ORDINARIES INDEX

Market data

Bid (Bid size) 0.003 AUD (682,475,879)

Ask (Ask size) 0.004 AUD (382,852,841)

Open 0.004 AUD

High 0.004 AUD

Low 0.003 AUD

Close (prev. day) 0.004 AUD

VWAP 0.003621 AUD

Volume (pcs) 47,597,084

Trading volume 172,361.85

Number of trades 117

Last size -

Futures and Options

Related Futures -

Related Options -











5Y



Information about previous performance does not guarantee future performance.

Source: FactSet

Recent research

on sector		
Date	Headline	Download
2024/05/06	 Akciové trhy - denní zpráva	
2024/05/03	 Akciové trhy - denní zpráva	
2024/05/02	 Akciové trhy - denní zpráva	
2024/04/30	 Akciové trhy - denní zpráva	
2024/04/29	 Akciové trhy - denní zpráva	

Details

2024/05/06 08:10:31

Price

0.003 AUD

Difference ▼ -25.00% (-0.00)

General attributes

ISIN	AU00000088E2
Symbol	88E
Exchange	Australian Securities Exchange
Currency	AUD
Sector	Energy / Commodities
Security type	Stock
Market cap (m)	54 EUR
Benchmark	ASX ALL ORDINARIES INDEX

Market data

Bid (Bid size)	0.003 AUD (682,475,879)
Ask (Ask size)	0.004 AUD (382,852,841)
Open	0.004 AUD
High	0.004 AUD
Low	0.003 AUD
Close (prev. day)	0.004 AUD
VWAP	0.003621 AUD
Volume (pcs)	47,597,084
Trading volume	172,361.85
Number of trades	117
Last size	-

Performance and Risk

	6m	1Y	3Y
Perf (%)	-50.00%	-62.01%	-88.31%
Perf (abs.)	+0.00	+0.00	-0.02
Beta	-0.11	-0.17	0.23
Volatility	214.54	174.56	139.41

5Y



Information about previous performance does not guarantee future performance.

Source: FactSet

Price data

Ø price 5 days Ø volume 5 days (pcs.)	0.003 AUD (39,373,295)
Ø price 30 days Ø volume 30 days (pcs.)	0.005 AUD (77,391,125)
Ø price 100 days Ø volume 100 days (pcs.)	0.005 AUD (43,788,455)
Ø price 250 days Ø volume 250 days (pcs.)	0.006 AUD (28,667,400)
YTD High date	0.008 AUD (2024/04/03)
YTD Low date	0.003 AUD (2024/04/24)
52 Weeks High date	0.009 AUD (2023/05/08)
52 Weeks Low date	0.003 AUD (2024/04/24)

All listings for 88 ENERGY LIMITED

Exchange	Date	Time	Price	Trading volume (mio.)	Number of trades
Tradegate	2024/05/06	21:31	0.0021 EUR	0.00	5
Stuttgart	2024/05/06	08:08	0.0018 EUR	0.00	1
Munich	2024/05/06	08:02	0.002 EUR	0.00	1
London Stock Exchange	2024/05/03	17:35	0.16 GBP	9.39	58
Hamburg	2024/	08:02	0.002 EUR	0.00	1

	05/06					
Frankfurt	2024/ 04/24	17:32	0.0024	EUR	0.00	1
FINRA other OTC Issues	2024/ 05/06	21:15	0.002	USD	0.02	40
Duesseldorf	2024/ 05/06	08:11	0.0019	EUR	0.00	1
Berlin	2024/ 05/06	20:15	0.0019	EUR	0.00	8
Australian Securities Exchange	2024/ 05/06	08:10	0.003	AUD	0.17	117

Company profile

Company Logo



Company Profile

-

Contact Details

88 ENERGY LTD

--

Telefon: -

Fax: -

E-mail: -