

## XOMETRY INC. CLASS A

ISIN: **US98423F1093** WKN: **98423F109**

## Overview

2024/10/18 21:31:32

Price

18.99 EUR

Difference  1.17% (0.22)

## General attributes

ISIN	US98423F1093
Symbol	XMTR
Exchange	Stuttgart
Currency	EUR
Sector	-
Security type	Stock
Market cap (m)	900 EUR
Benchmark	S&P 500

## Market data

Bid (Bid size)	- (0)
Ask (Ask size)	- (0)
Open	18.665 EUR
High	18.99 EUR
Low	18.665 EUR
Close (prev. day)	18.77 EUR
VWAP	-
Volume (pcs)	250
Trading volume	4,670.00
Number of trades	5
Last size	0

## Futures and Options

Related Futures	-
Related Options	-









5Y



Information about previous performance does not guarantee future performance.

Source: FactSet

## Recent research

on market			
Date		Headline	Download
2024/10/08		Global Strategy 4Q 2024	
2024/09/27		Global Equity Ratings	
2024/09/11		Global Equity Ratings	
2024/09/05		Global Equity Ratings	
2024/08/12		Global Equity Ratings	

## Details

2024/10/18 21:31:32

## Price

18.99 EUR

Difference ▲ 1.17% (0.22)

## General attributes

ISIN	US98423F1093
Symbol	XMTR
Exchange	Stuttgart
Currency	EUR
Sector	-
Security type	Stock
Market cap (m)	900 EUR
Benchmark	S&P 500

## Market data

Bid (Bid size)	- (0)
Ask (Ask size)	- (0)
Open	18.665 EUR
High	18.99 EUR
Low	18.665 EUR
Close (prev. day)	18.77 EUR
VWAP	-
Volume (pcs)	250
Trading volume	4,670.00
Number of trades	5
Last size	0

## Performance and Risk

	6m	1Y	3Y
Perf (%)	+25.64%	+16.47%	-
Perf (abs.)	+3.88	+2.69	-
Beta	2.48	2.45	1.61
Volatility	74.64	87.53	-

5Y



Information about previous performance does not guarantee future performance.  
Source: FactSet

## Price data

Ø price 5 days   Ø volume 5 days (pcs.)	18.20 EUR (110)
Ø price 30 days   Ø volume 30 days (pcs.)	16.57 EUR (85)
Ø price 100 days   Ø volume 100 days (pcs.)	14.58 EUR (87)
Ø price 250 days   Ø volume 250 days (pcs.)	18.49 EUR (152)
YTD High   date	33.31 EUR (2024/02/05)
YTD Low   date	10.40 EUR (2024/07/08)
52 Weeks High   date	35.65 EUR (2023/12/29)
52 Weeks Low   date	10.40 EUR (2024/07/08)

## Arbitrage views

Exchange	Date	Time	Price	Trading volume (mio.)	Number of trades
Tradegate	2024/10/18	22:26	19.24 EUR	0.04	6
Stuttgart	2024/10/18	21:31	18.99 EUR	0.00	5
Nasdaq	2024/10/18	22:00	20.90 USD	22.72	10,632
Munich	2024/10/18	08:01	18.96 EUR	0.00	2
Frankfurt	2024/10/18	15:29	18.37 EUR	0.00	5

	18						
Duesseldorf	2024/10/ 18	19:30	19.045 EUR	0.00		7	
Berlin	2024/10/ 18	08:13	18.635 EUR	0.00		2	

## Company profile

### Company Logo



### Company Profile

-

### Contact Details

XOMETRY INC.

--

----

Telefon: -

Fax: -

E-mail: -