

WIENERBERGER AG FUTURE (TWIE) - EUX/202312

2023/09/22 18:48:29

Price
24.4506 EURDifference  -0.72% (-0.18)

General attributes

Symbol	TWIEZ23
Exchange	Eurex
Currency	EUR
Security type	Future
Underlying	WIENERBERGER AG
Maturity	12-2023
Contract size	100

Market data

Bid (Bid size)	- EUR (-)
Ask (Ask size)	- EUR (-)
Open	24.4506 EUR
High	24.4506 EUR
Low	24.4506 EUR
Close (prev. day)	24.6283 EUR
Underlying	WIENERBERGER AG
Underlying price (date)	23.68 (23/09/25)
Settlement price (date)	24.45 (23/09/22)
Open Interest	0

Performance and Risk

	6m	1Y	3Y
Perf (%)	-9.42%	+10.73%	-
Perf (abs.)	-2.54	+2.37	-
Beta	-	-	-
Volatility	25.01	25.99	35.23

Futures and Options

Related Futures	-
Related Options	-

5Y











Information about previous performance does not guarantee future performance.
Source: FactSet

Price data

Ø price 5 days Ø volume 5 days (pcs.)	24.8031 EUR (0)
Ø price 30 days Ø volume 30 days (pcs.)	25.7616 EUR (0)
Ø price 100 days Ø volume 100 days (pcs.)	27.8460 EUR (0)
Ø price 250 days Ø volume 250 days (pcs.)	26.6627 EUR (0)
YTD High date	30.5723 EUR (2023/07/31)
YTD Low date	22.9079 EUR (2023/01/02)
52 Weeks High date	30.5723 EUR (2023/07/31)
52 Weeks Low date	20.3779 EUR (2022/09/29)

Recent Research

on sector		on market	
Date		Headline	Download
2023/09/08		Global Equity Ratings	
2023/08/22		Global Equity Ratings	
2023/08/17		Global Equity Ratings	
2023/08/09		Global Equity Ratings	
2023/07/21		Global Equity Ratings	