

## WIENERBERGER AG FUTURE (TWIE) - EUX/202312

2023/06/09 19:01:13

Price  
**28.8683** EURDifference  -0.06% (-0.02)

## General attributes

Symbol	TWIEZ23
Exchange	Eurex
Currency	EUR
Security type	Future
Underlying	WIENERBERGER AG
Maturity	12-2023
Contract size	100

## Market data

Bid (Bid size)	- EUR (-)
Ask (Ask size)	- EUR (-)
Open	28.8683 EUR
High	28.8683 EUR
Low	28.8683 EUR
Close (prev. day)	28.8863 EUR
Underlying	WIENERBERGER AG
Underlying price (date)	27.98 (23/06/09)
Settlement price (date)	28.87 (23/06/09)
Open Interest	0

## Performance and Risk

	6m	1Y	3Y
Perf (%)	+17.18%	+13.74%	-
Perf (abs.)	+4.23	+3.49	-
Beta	-	-	-
Volatility	24.29	32.12	36.79

## Futures and Options

Related Futures	-
Related Options	-












5Y

Information about previous performance does not guarantee future performance.  
Source: FactSet

## Price data

Ø price 5 days   Ø volume 5 days (pcs.)	28.5605 EUR (0)
Ø price 30 days   Ø volume 30 days (pcs.)	28.1069 EUR (0)
Ø price 100 days   Ø volume 100 days (pcs.)	27.8397 EUR (0)
Ø price 250 days   Ø volume 250 days (pcs.)	25.0675 EUR (0)
YTD High   date	30.3180 EUR (2023/03/03)
YTD Low   date	22.9079 EUR (2023/01/02)
52 Weeks High   date	30.3180 EUR (2023/03/03)
52 Weeks Low   date	19.4088 EUR (2022/07/06)

## Recent Research

on sector		on market	
Date		Headline	Download
2023/06/06		Global Equity Ratings	
2023/06/01		Global Equity Ratings	
2023/05/24		Global Equity Ratings	
2023/05/03		Global Equity Ratings	
2023/04/25		Global Equity Ratings	