

## SIEMENS ENERGY AG FUTURE (ENRP) - EUX/202302

2023/01/30 19:03:24

Price  
**19.0242** EURDifference  0.56% (0.11)

## General attributes

Symbol	ENRPG23
Exchange	Eurex
Currency	EUR
Security type	Future
Underlying	SIEMENS ENERGY AG
Maturity	02-2023
Contract size	-

## Market data

Bid (Bid size)	- EUR (-)
Ask (Ask size)	- EUR (-)
Open	19.0242 EUR
High	19.0242 EUR
Low	19.0242 EUR
Close (prev. day)	18.9174 EUR
Underlying	SIEMENS ENERGY AG
Underlying price (date)	19.005 (23/01/30)
Settlement price (date)	19.02 (23/01/30)
Open Interest	0

## Performance and Risk

	6m	1Y	3Y
Perf (%)	+17.06%	-0.91%	-
Perf (abs.)	+2.77	-0.17	-
Beta	-	-	-
Volatility	39.63	41.81	41.80

## Futures and Options

Related Futures	-
Related Options	-

5Y












Information about previous performance does not guarantee future performance.  
Source: FactSet

## Price data

Ø price 5 days   Ø volume 5 days (pcs.)	18.9149 EUR (0)
Ø price 30 days   Ø volume 30 days (pcs.)	18.2528 EUR (0)
Ø price 100 days   Ø volume 100 days (pcs.)	14.8692 EUR (0)
Ø price 250 days   Ø volume 250 days (pcs.)	16.3396 EUR (0)
YTD High   date	19.4633 EUR (2023/01/17)
YTD Low   date	17.2327 EUR (2023/01/02)
52 Weeks High   date	21.4004 EUR (2022/03/14)
52 Weeks Low   date	10.3952 EUR (2022/10/12)

## Recent Research

on sector		on market	
Date		Headline	Download
2023/01/30		Global Equity Ratings	
2023/01/09		Global Equity Ratings	
2022/12/19		Global Equity Ratings	
2022/11/28		Global Equity Ratings	
2022/11/18		Global Equity Ratings	