

BNP PARIBAS S.A. FUTURE (BNPH) - EUX/202302

2023/01/27 18:44:53

Price
62.1038 EURDifference  0.48% (0.30)

General attributes

Symbol	BNPHG23
Exchange	Eurex
Currency	EUR
Security type	Future
Underlying	BNP PARIBAS S.A.
Maturity	02-2023
Contract size	-

Market data

Bid (Bid size)	- EUR (-)
Ask (Ask size)	- EUR (-)
Open	62.1038 EUR
High	62.1038 EUR
Low	62.1038 EUR
Close (prev. day)	61.8062 EUR
Underlying	BNP PARIBAS S.A.
Underlying price (date)	62.03 (23/01/27)
Settlement price (date)	62.10 (23/01/27)
Open Interest	1,000

Performance and Risk

	6m	1Y	3Y
Perf (%)	+39.42%	+1.71%	-
Perf (abs.)	+17.56	+1.04	-
Beta	-	-	-
Volatility	24.12	36.07	36.09

Futures and Options

Related Futures	-
Related Options	-












Information about previous performance does not guarantee future performance.
Source: FactSet

Price data

Ø price 5 days Ø volume 5 days (pcs.)	61.2189 EUR (0)
Ø price 30 days Ø volume 30 days (pcs.)	57.4405 EUR (33)
Ø price 100 days Ø volume 100 days (pcs.)	51.6836 EUR (10)
Ø price 250 days Ø volume 250 days (pcs.)	49.9730 EUR (4)
YTD High date	62.1038 EUR (2023/01/27)
YTD Low date	55.0668 EUR (2023/01/02)
52 Weeks High date	63.2921 EUR (2022/02/09)
52 Weeks Low date	41.2286 EUR (2022/07/14)

Recent Research

on underlying	on sector	on market	
Date		Headline	Download
2023/01/09		Global Equity Ratings	
2022/12/19		Global Equity Ratings	
2022/11/28		Global Equity Ratings	
2022/11/18		Global Equity Ratings	
2022/10/31		Global Equity Ratings	