

HENKEL PREF. (HENG) - EUX/20230217

2022/08/15 18:38:28

Price
65.3846 EUR

Difference  0.51% (0.33)

General attributes

Symbol	HENGG23
Exchange	Eurex
Currency	EUR
Security type	Future
Underlying	HENKEL AG & CO VZ
Maturity	02-2023
Contract size	100

Market data

Bid (Bid size)	- EUR (-)
Ask (Ask size)	- EUR (-)
Open	65.3846 EUR
High	65.3846 EUR
Low	65.3846 EUR
Close (prev. day)	65.0505 EUR
Underlying	HENKEL AG & CO VZ
Underlying price (date)	65.12 (22/08/15)
Settlement price (date)	65.38 (22/08/15)
Open Interest	0

Performance and Risk

	6m	1Y	3Y
Perf (%)	-8.45%	-	-
Perf (abs.)	-6.04	-	-
Beta	-	-	-
Volatility	26.69	31.23	31.23

Futures and Options

Related Futures	-
Related Options	-










Information about previous performance does not guarantee future performance.
Source: FactSet

Price data

Ø price 5 days Ø volume 5 days (pcs.)	65.0420 EUR (0)
Ø price 30 days Ø volume 30 days (pcs.)	62.5971 EUR (0)
Ø price 100 days Ø volume 100 days (pcs.)	61.4283 EUR (0)
Ø price 250 days Ø volume 250 days (pcs.)	- EUR (0)
YTD High date	76.9492 EUR (2022/01/27)
YTD Low date	57.7590 EUR (2022/06/16)
52 Weeks High date	76.9492 EUR (2022/01/27)
52 Weeks Low date	57.7590 EUR (2022/06/16)

Recent Research

on underlying	on sector	on market	
Date		Headline	Download
2022/05/04		Global Equity Ratings	
2022/04/27		Global Equity Ratings	
2022/04/14		Global Equity Ratings	
2022/03/29		Global Equity Ratings	
2022/03/10		Global Equity Ratings	