

# HSBC HOLDINGS PLC FUTURE (HSBG) - EUX/202302

2023/02/07 19:09:16

Price  
**605.6803** GBP

Difference  1.50% (8.94)

### General attributes

Symbol	HSBGG23
Exchange	Eurex
Currency	GBP
Security type	Future
Underlying	HSBC HOLDINGS PLC
Maturity	02-2023
Contract size	1,000

### Market data

Bid (Bid size)	- GBP (-)
Ask (Ask size)	- GBP (-)
Open	605.6803 GBP
High	605.6803 GBP
Low	605.6803 GBP
Close (prev. day)	596.738 GBP
Underlying	HSBC HOLDINGS PLC
Underlying price (date)	608.65 (23/02/08)
Settlement price (date)	605.68 (23/02/07)
Open Interest	0

### Performance and Risk

	6m	1Y	3Y
Perf (%)	+11.71%	+12.83%	-
Perf (abs.)	+63.51	+68.85	-
Beta	-	-	-
Volatility	25.03	29.52	29.58

### Futures and Options

Related Futures	-
Related Options	-

5Y









Information about previous performance does not guarantee future performance.  
Source: FactSet

### Price data

Ø price 5 days   Ø volume 5 days (pcs.)	598.8766 GBP (0)
Ø price 30 days   Ø volume 30 days (pcs.)	577.9270 GBP (0)
Ø price 100 days   Ø volume 100 days (pcs.)	514.7843 GBP (0)
Ø price 250 days   Ø volume 250 days (pcs.)	517.0758 GBP (0)
YTD High   date	605.6803 GBP (2023/02/07)
YTD Low   date	518.4821 GBP (2023/01/02)
52 Weeks High   date	605.6803 GBP (2023/02/07)
52 Weeks Low   date	447.0291 GBP (2022/10/28)

### Recent Research

on underlying		on sector	
Date		Headline	Download
2023/02/07		Global Equity Ratings	
2023/01/30		Global Equity Ratings	
2023/01/09		Global Equity Ratings	
2022/12/19		Global Equity Ratings	
2022/11/28		Global Equity Ratings	