

# APPLE FUTURES (AAPH) - EUX/20230217

2022/08/17 18:35:22

Price  
**175.9903** USD

Difference  0.33% (0.58)

### General attributes

Symbol	AAPHG23
Exchange	Eurex
Currency	USD
Security type	Future
Underlying	APPLE INC
Maturity	02-2023
Contract size	100

### Market data

Bid (Bid size)	- USD (-)
Ask (Ask size)	- USD (-)
Open	175.9903 USD
High	175.9903 USD
Low	175.9903 USD
Close (prev. day)	175.4097 USD
Underlying	APPLE INC
Underlying price (date)	174.55 (22/08/17)
Settlement price (date)	175.99 (22/08/17)
Open Interest	0

### Performance and Risk

	6m	1Y	3Y
Perf (%)	+2.08%	-	-
Perf (abs.)	+3.58	-	-
Beta	-	-	-
Volatility	32.54	31.47	31.47

### Futures and Options

Related Futures	-
Related Options	-











5Y

Information about previous performance does not guarantee future performance.  
Source: FactSet

### Price data

Ø price 5 days   Ø volume 5 days (pcs.)	174.4455 USD (0)
Ø price 30 days   Ø volume 30 days (pcs.)	160.3159 USD (0)
Ø price 100 days   Ø volume 100 days (pcs.)	155.7931 USD (0)
Ø price 250 days   Ø volume 250 days (pcs.)	- USD (0)
YTD High   date	179.6826 USD (2022/03/29)
YTD Low   date	132.3389 USD (2022/06/16)
52 Weeks High   date	179.6826 USD (2022/03/29)
52 Weeks Low   date	132.3389 USD (2022/06/16)

### Recent Research

on underlying	on sector	on market	
Date		Headline	Download
2022/08/08		Global Equity Ratings	
2022/07/25		Global Equity Ratings	
2022/07/19		Global Equity Ratings	
2022/06/29		Global Equity Ratings	
2022/05/25		Global Equity Ratings	