

APPLE FUTURES (AAPH) - EUX/20230217

2022/07/06 18:47:16

Price
143.0862 USD

Difference  1.55% (2.18)

General attributes

Symbol	AAPHG23
Exchange	Eurex
Currency	USD
Security type	Future
Underlying	APPLE INC
Maturity	02-2023
Contract size	100

Market data

Bid (Bid size)	- USD (-)
Ask (Ask size)	- USD (-)
Open	143.0862 USD
High	143.0862 USD
Low	143.0862 USD
Close (prev. day)	140.9082 USD
Underlying	APPLE INC
Underlying price (date)	142.92 (22/07/06)
Settlement price (date)	143.09 (22/07/06)
Open Interest	0

Performance and Risk

	6m	1Y	3Y
Perf (%)	-	-	-
Perf (abs.)	-	-	-
Beta	-	-	-
Volatility	33.40	33.40	33.40

Futures and Options

Related Futures	-
Related Options	-

5Y












Information about previous performance does not guarantee future performance.
Source: FactSet

Price data

Ø price 5 days Ø volume 5 days (pcs.)	139.8927 USD (0)
Ø price 30 days Ø volume 30 days (pcs.)	142.4079 USD (0)
Ø price 100 days Ø volume 100 days (pcs.)	157.3337 USD (0)
Ø price 250 days Ø volume 250 days (pcs.)	- USD (0)
YTD High date	179.6826 USD (2022/03/29)
YTD Low date	132.3389 USD (2022/06/16)
52 Weeks High date	179.6826 USD (2022/03/29)
52 Weeks Low date	132.3389 USD (2022/06/16)

Recent Research

on underlying	on sector	on market	
Date		Headline	Download
2022/06/29		Global Equity Ratings	
2022/05/25		Global Equity Ratings	
2022/05/04		Global Equity Ratings	
2022/04/27		Global Equity Ratings	
2022/04/14		Global Equity Ratings	