

GLAXOSMITHKLINE PLC (GSKH) - EUX/20230217

2022/09/30 18:59:14

Price
1,326.308 GBPDifference  -0.69% (-9.15)

General attributes

Symbol	GSKHG23
Exchange	Eurex
Currency	GBP
Security type	Future
Underlying	GSK PLC
Maturity	02-2023
Contract size	1,000

Market data

Bid (Bid size)	- GBP (-)
Ask (Ask size)	- GBP (-)
Open	1,326.308 GBP
High	1,326.308 GBP
Low	1,326.308 GBP
Close (prev. day)	1,335.4567 GBP
Underlying	GSK PLC
Underlying price (date)	1,305.80 (22/09/30)
Settlement price (date)	1,326.31 (22/09/30)
Open Interest	0

Performance and Risk

	6m	1Y	3Y
Perf (%)	-18.64%	-	-
Perf (abs.)	-303.78	-	-
Beta	-	-	-
Volatility	27.18	26.15	26.15

Futures and Options

Related Futures	-
Related Options	-











Information about previous performance does not guarantee future performance.
Source: FactSet

Price data

Ø price 5 days Ø volume 5 days (pcs.)	1,338.203 GBP (0)
Ø price 30 days Ø volume 30 days (pcs.)	1,344.681 GBP (0)
Ø price 100 days Ø volume 100 days (pcs.)	1,574.585 GBP (0)
Ø price 250 days Ø volume 250 days (pcs.)	- GBP (0)
YTD High date	1,798.703 GBP (2022/07/04)
YTD Low date	1,300.201 GBP (2022/09/23)
52 Weeks High date	1,798.703 GBP (2022/07/04)
52 Weeks Low date	1,300.201 GBP (2022/09/23)

Recent Research

on sector			
Date		Headline	Download
2022/09/26		Global Equity Ratings	
2022/09/01		Global Equity Ratings	
2022/08/25		Global Equity Ratings	
2022/08/18		Global Equity Ratings	
2022/08/08		Global Equity Ratings	