

YOSHITSU CO LTD SPON ADS EA REP 1 ORD SHS

ISIN: **US98741L1017** WKN: **98741L101**

Overview

2024/09/13 22:30:00

Price
0.61 USDDifference  -0.21% (-0.00)

General attributes

ISIN	US98741L1017
Symbol	TKLF
Exchange	Nasdaq
Currency	USD
Sector	-
Security type	Stock
Market cap (m)	0
Benchmark	NIKKEI 225

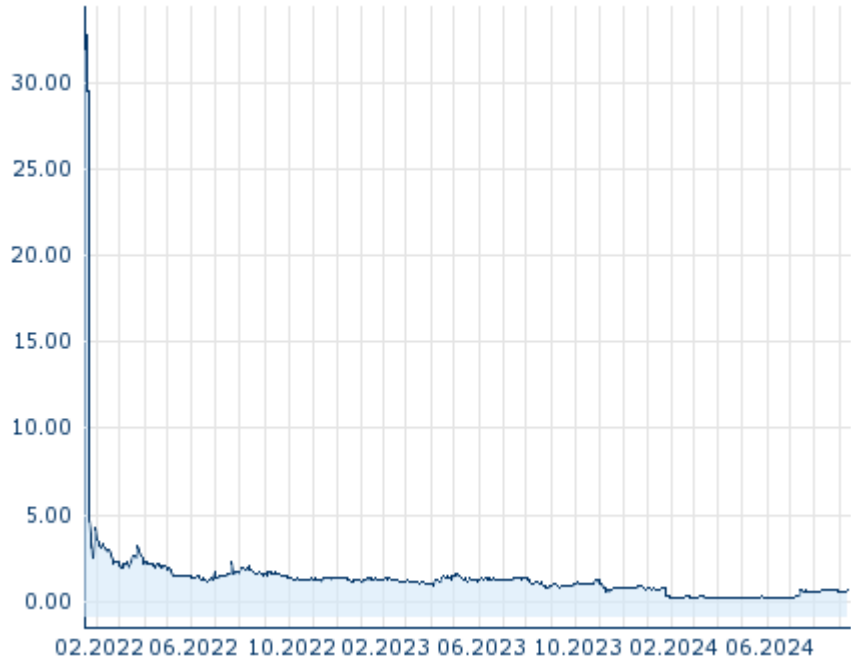
Market data

Bid (Bid size)	0.5535 USD (100)
Ask (Ask size)	0.619 USD (100)
Open	0.6187 USD
High	0.6187 USD
Low	0.596 USD
Close (prev. day)	0.6113 USD
VWAP	0.606622 USD
Volume (pcs)	83,622
Trading volume	50,731.41
Number of trades	207
Last size	-

Futures and Options






Related Futures	-
Related Options	-

5Y



Information about previous performance does not guarantee future performance.
Source: FactSet

Recent research

on market			
Date		Headline	Download
2024/09/11		Global Equity Ratings	
2024/09/05		Global Equity Ratings	
2024/08/12		Global Equity Ratings	
2024/02/22		Global Equity Ratings	
2023/10/27		Global Equity Ratings	

Details

2024/09/13 22:30:00

Price
0.61 USDDifference ▼ -0.21% (-0.00)

General attributes

ISIN	US98741L1017
Symbol	TKLF
Exchange	Nasdaq
Currency	USD
Sector	-
Security type	Stock
Market cap (m)	0
Benchmark	NIKKEI 225

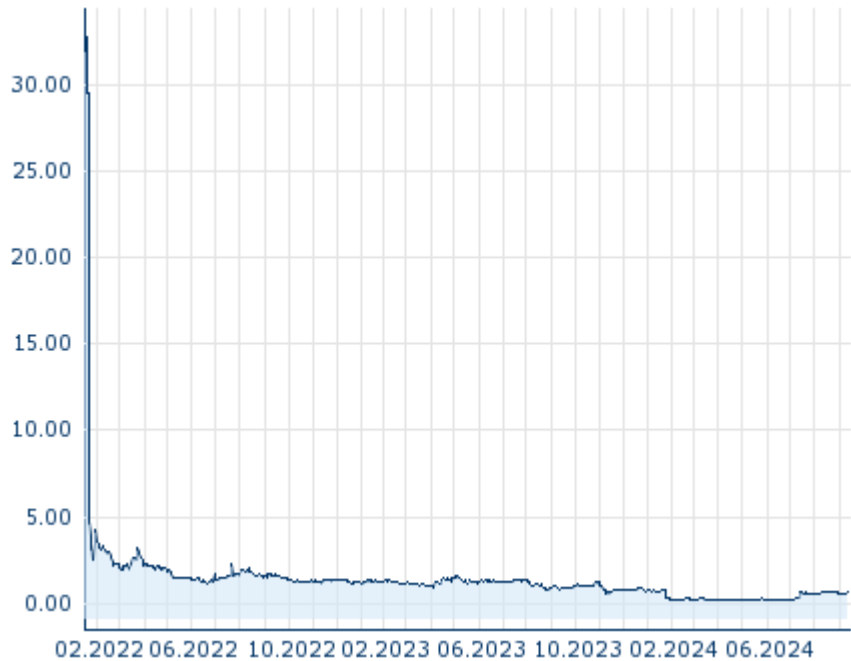
Market data

Bid (Bid size)	0.5535 USD (100)
Ask (Ask size)	0.619 USD (100)
Open	0.6187 USD
High	0.6187 USD
Low	0.596 USD
Close (prev. day)	0.6113 USD
VWAP	0.606622 USD
Volume (pcs)	83,622
Trading volume	50,731.41
Number of trades	207
Last size	-

Performance and Risk

	6m	1Y	3Y
Perf (%)	+141.01%	-26.51%	-
Perf (abs.)	+0.36	-0.22	-
Beta	-	-	-
Volatility	133.44	153.71	-

5Y



Information about previous performance does not guarantee future performance.
Source: FactSet

Price data

Ø price 5 days Ø volume 5 days (pcs.)	0.59 USD (90,470)
Ø price 30 days Ø volume 30 days (pcs.)	0.62 USD (284,344)
Ø price 100 days Ø volume 100 days (pcs.)	0.40 USD (5,307,086)
Ø price 250 days Ø volume 250 days (pcs.)	0.53 USD (2,357,916)
YTD High date	0.85 USD (2024/07/18)
YTD Low date	0.20 USD (2024/05/22)
52 Weeks High date	1.34 USD (2023/10/30)
52 Weeks Low date	0.20 USD (2024/05/22)

Arbitrage views

Exchange	Date	Time	Price	Trading volume (mio.)	Number of trades
Nasdaq	2024/09/13	22:30	0.61 USD	0.05	207

Company profile

Company Logo

Company Profile

Contact Details

YOSHITSU CO LTD

--

Telefon: -

Fax: -

E-mail: -