

YOSHITSU CO LTD SPON ADS EA REP 1 ORD SHS

ISIN: **US98741L1017** WKN: **98741L101**

Overview

2024/07/16 22:00:00

Price
0.623 USDDifference  103.43% (0.32)

General attributes

ISIN	US98741L1017
Symbol	TKLF
Exchange	Nasdaq
Currency	USD
Sector	-
Security type	Stock
Market cap (m)	0
Benchmark	NIKKEI 225

Market data

Bid (Bid size)	0.5801 USD (400)
Ask (Ask size)	0.5866 USD (200)
Open	0.4275 USD
High	0.7934 USD
Low	0.385 USD
Close (prev. day)	0.3063 USD
VWAP	0.585155 USD
Volume (pcs)	318,353,001
Trading volume	189,308,364.48
Number of trades	459,818
Last size	-

Futures and Options





Related Futures	-
Related Options	-

5Y



Information about previous performance does not guarantee future performance.
Source: FactSet

Recent research

on market			
Date		Headline	Download
2024/02/22		Global Equity Ratings	
2023/10/27		Global Equity Ratings	
2023/09/29		Global Equity Ratings	
2023/09/08		Global Equity Ratings	
2023/08/22		Global Equity Ratings	

Details

2024/07/16 22:00:00

Price

0.623 USD

Difference ▲ 103.43% (0.32)

General attributes

ISIN	US98741L1017
Symbol	TKLF
Exchange	Nasdaq
Currency	USD
Sector	-
Security type	Stock
Market cap (m)	0
Benchmark	NIKKEI 225

Market data

Bid (Bid size)	0.5801 USD (400)
Ask (Ask size)	0.5866 USD (200)
Open	0.4275 USD
High	0.7934 USD
Low	0.385 USD
Close (prev. day)	0.3063 USD
VWAP	0.585155 USD
Volume (pcs)	318,353,001
Trading volume	189,308,364.48
Number of trades	459,818
Last size	-

Performance and Risk

	6m	1Y	3Y
Perf (%)	-13.59%	-51.33%	-
Perf (abs.)	-0.10	-0.66	-
Beta	1.14	0.36	0.63
Volatility	190.21	151.89	-

5Y



Information about previous performance does not guarantee future performance.

Source: FactSet

Price data

Ø price 5 days Ø volume 5 days (pcs.)	0.362 USD (64,380,433)
Ø price 30 days Ø volume 30 days (pcs.)	0.258 USD (10,977,319)
Ø price 100 days Ø volume 100 days (pcs.)	0.247 USD (4,643,795)
Ø price 250 days Ø volume 250 days (pcs.)	0.606 USD (2,108,571)
YTD High date	0.820 USD (2024/01/03)
YTD Low date	0.200 USD (2024/05/22)
52 Weeks High date	1.470 USD (2023/07/24)
52 Weeks Low date	0.200 USD (2024/05/22)

All listings for YOSHITSU CO LTD SPON ADS EA REP 1 ORD SHS

Exchange	Date	Time	Price	Trading volume (mio.)	Number of trades
Nasdaq	2024/07/16	22:00	0.623 USD	189.31	459,818

Company profile

Company Logo

Company Profile

Contact Details

YOSHITSU CO LTD

--

Telefon: -

Fax: -

E-mail: -