

## TRITIUM DCFC LTD.

ISIN: AU0000325136 WKN: Q9225T207

## Overview

2024/09/16 20:04:26

Price

1.317 USD

Difference  6.21% (0.08)

## General attributes

ISIN	AU0000325136
Symbol	DCFCQ
Exchange	FINRA other OTC Issues
Currency	USD
Sector	Automotive
Security type	Stock
Market cap (m)	13 EUR
Benchmark	S&P 500

## Market data

Bid (Bid size)	-
Ask (Ask size)	-
Open	1.25 USD
High	1.345 USD
Low	1.24 USD
Close (prev. day)	1.24 USD
VWAP	1.276827 USD
Volume (pcs)	887
Trading volume	1,119.33
Number of trades	59
Last size	100

## Futures and Options

Related Futures	-
Related Options	-











5Y



Information about previous performance does not guarantee future performance.

Source: FactSet

## Recent research

on sector		on market	
Date		Headline	Download
2024/09/17		GEVORKYAN Podniková analýza	
2024/09/11		Global Equity Ratings	
2024/09/09		GEVORKYAN Podniková analýza	
2024/09/05		Global Equity Ratings	
2024/08/12		Global Equity Ratings	

## Details

2024/09/16 20:04:26

## Price

1.317 USD

Difference ▲ 6.21% (0.08)

## General attributes

ISIN	AU0000325136
Symbol	DCFCQ
Exchange	FINRA other OTC Issues
Currency	USD
Sector	Automotive
Security type	Stock
Market cap (m)	13 EUR
Benchmark	S&P 500

## Market data

Bid (Bid size)	-
Ask (Ask size)	-
Open	1.25 USD
High	1.345 USD
Low	1.24 USD
Close (prev. day)	1.24 USD
VWAP	1.276827 USD
Volume (pcs)	887
Trading volume	1,119.33
Number of trades	59
Last size	100

## Performance and Risk

	6m	1Y	3Y
Perf (%)	-89.46%	-98.99%	-99.93%
Perf (abs.)	-11.18	-129.40	-1,976.68
Beta	-	-	-
Volatility	247.68	200.93	142.53

5Y



Information about previous performance does not guarantee future performance.  
Source: FactSet

## Price data

Ø price 5 days   Ø volume 5 days (pcs.)	1.311 USD (944)
Ø price 30 days   Ø volume 30 days (pcs.)	1.046 USD (4,594)
Ø price 100 days   Ø volume 100 days (pcs.)	0.864 USD (5,810)
Ø price 250 days   Ø volume 250 days (pcs.)	21.843 USD (21,013)
YTD High   date	44.880 USD (2024/01/02)
YTD Low   date	0.285 USD (2024/04/22)
52 Weeks High   date	133.320 USD (2023/09/18)
52 Weeks Low   date	0.285 USD (2024/04/22)

## All listings for TRITIUM DCFC LTD.

Exchange <span>⊕</span>	Date	Time	Price	Trading volume (mio.)	Number of trades
Frankfurt	2024/09/17	08:34	1.085 EUR	0.00	2
FINRA other OTC Issues	2024/09/16	20:04	1.317 USD	0.00	59

## Company profile

### Company Logo



### Company Profile

-

### Contact Details

HYZON MOTORS

--

South Schmidt Road 599 60440 Bolingbrook

Telefon: +1 585-484-9337

Fax: -

E-mail: -