

## TRITIUM DCFC LTD.

ISIN: AU0000325136 WKN: Q9225T207

## Overview

2024/09/13 21:46:27

Price  
1.24 USDDifference  -4.62% (-0.06)

## General attributes

ISIN	AU0000325136
Symbol	DCFCQ
Exchange	FINRA other OTC Issues
Currency	USD
Sector	Automotive
Security type	Stock
Market cap (m)	12 EUR
Benchmark	S&P 500

## Market data

Bid (Bid size)	-
Ask (Ask size)	-
Open	1.24 USD
High	1.422 USD
Low	1.24 USD
Close (prev. day)	1.30 USD
VWAP	1.264528 USD
Volume (pcs)	920
Trading volume	1,151.24
Number of trades	32
Last size	142

## Futures and Options











Related Futures	-
Related Options	-

5Y



Information about previous performance does not guarantee future performance.  
Source: FactSet

## Recent research

on sector		on market	
Date		Headline	Download
2024/09/11		Global Equity Ratings	
2024/09/09		GEVORKYAN Podniková analýza	
2024/09/05		Global Equity Ratings	
2024/08/12		Global Equity Ratings	
2024/07/24		Global Equity Ratings	

## Details

2024/09/13 21:46:27

## Price

1.24 USD

Difference ▼ -4.62% (-0.06)

## General attributes

ISIN	AU0000325136
Symbol	DCFCQ
Exchange	FINRA other OTC Issues
Currency	USD
Sector	Automotive
Security type	Stock
Market cap (m)	12 EUR
Benchmark	S&P 500

## Market data

Bid (Bid size)	-
Ask (Ask size)	-
Open	1.24 USD
High	1.422 USD
Low	1.24 USD
Close (prev. day)	1.30 USD
VWAP	1.264528 USD
Volume (pcs)	920
Trading volume	1,151.24
Number of trades	32
Last size	142

## Performance and Risk

	6m	1Y	3Y
Perf (%)	-92.38%	-99.11%	-99.94%
Perf (abs.)	-15.04	-138.76	-1,978.76
Beta	-	-	-
Volatility	246.80	200.80	142.29

5Y



Information about previous performance does not guarantee future performance.  
Source: FactSet

## Price data

Ø price 5 days   Ø volume 5 days (pcs.)	1.34 USD (2,081)
Ø price 30 days   Ø volume 30 days (pcs.)	1.02 USD (4,651)
Ø price 100 days   Ø volume 100 days (pcs.)	0.86 USD (6,327)
Ø price 250 days   Ø volume 250 days (pcs.)	22.31 USD (21,050)
YTD High   date	44.88 USD (2024/01/02)
YTD Low   date	0.28 USD (2024/04/22)
52 Weeks High   date	146.00 USD (2023/09/14)
52 Weeks Low   date	0.28 USD (2024/04/22)

## Arbitrage views

Exchange	Date	Time	Price	Trading volume (mio.)	Number of trades
Frankfurt	2024/09/13	08:02	1.14 EUR	0.00	2
FINRA other OTC Issues	2024/09/13	21:46	1.24 USD	0.00	32

## Company profile

### Company Logo



### Company Profile

-

### Contact Details

HYZON MOTORS

--

South Schmidt Road 599 60440 Bolingbrook

Telefon: +1 585-484-9337

Fax: -

E-mail: -