

## RTS INDEX USD

ISIN:

RU000A0JPEB3

WKN: -

## Overview

2022/01/24 16:51:01

Price

**1,288.17** USDDifference  -8.11% (-113.71)

## General attributes

ISIN RU000A0JPEB3

Symbol RTSI

Country Russia

Instruments in index 43

Type of index -

Security type Index

## Market data

Open 1,402.05 USD

High 1,402.05 USD

Low 1,260.55 USD

Close (prev. day) 1,401.88 USD

Trading volume (m) -

Volume (pcs) -

## Futures and Options

Related Futures -

Related Options -

5Y








Information about previous performance does not guarantee future performance.

Source: FactSet

## Recent research

on market

Date	Headline	Download
2022/01/24	 Another hike in Hungary	
2022/01/24	 More tightening is on its way in Hungary	
2022/01/17	 Shedding light on the Polish economy	
2022/01/17	 Polish real economy in the spotlight	
2022/01/14	 Juicy spreads on government bonds	

## Details

2022/01/24 16:51:01

## Price

**1,288.17** USDDifference  -8.11% (-113.71)

## General attributes

ISIN	RU000A0JPEB3
Symbol	RTSI
Country	Russia
Security type	Index
Instruments in index	43

## Market data

Open	1,402.05 USD
High	1,402.05 USD
Low	1,260.55 USD
Close (prev. day)	1,401.88 USD
Trading volume (m)	-
Volume (pcs)	-

## Performance and Risk

	6m	1Y	3Y
Perf (%)	-19.28%	-9.17%	+8.42%
Perf (abs.)	-307.69	-130.12	+100.02
Beta	-	-	-
Volatility	31.25	26.06	29.46



Information about previous performance does not guarantee future performance.  
Source: FactSet

## Price data

Ø price 5 days   Ø volume 5 days (pcs.)	1,384.55 USD (0)
Ø price 30 days   Ø volume 30 days (pcs.)	1,543.14 USD (0)
Ø price 100 days   Ø volume 100 days (pcs.)	1,705.85 USD (0)
Ø price 250 days   Ø volume 250 days (pcs.)	1,617.34 USD (0)
YTD High   date	1,640.39 USD (2022/01/03)
YTD Low   date	1,260.55 USD (2022/01/24)
52 Weeks High   date	1,933.59 USD (2021/10/26)
52 Weeks Low   date	1,260.55 USD (2022/01/24)

## Composition

Name ISIN	Price	Diff % Diff +/-	Performance	Date Time	Turnover Pc. Turnover Money
AEROFLOT RUSSIAN AIRLINES... RU0009062285	-	-%	-	-	-
ALROSA PUBLIC JOINT STOCK... RU0007252813	-	-%	-	-	-
CREDIT BANK OF MOSCOW PJS... RU000A0JUG31	-	-%	-	-	-
DETSKY MIR PUBLIC JOINT S... RU000A0JSQ90	-	-%	-	-	-
EN+ GROUP INTERNATIONAL P... RU000A100K72	-	-%	-	-	-
FEDERAL GRID CO UNIFIED E... RU000A0JPNN9	-	-%	-	-	-
FIX PRICE GROUP LTD GDR (... US33835G2057	4.22	-%	-	22/01/24 19:30:49	-
GAZPROM PJSC RU0007661625	-	-%	-	-	-
GLOBALTRANS INVESTMENT PL... US37949E2046	5.65	-8.87% -0.55		22/01/24 20:34:27	-
HEADHUNTER GROUP PLC SPON... US42207L1061	36.21	5.26% 1.81	█	22/01/24 22:00:00	494,636 17,062,747.56
INTER RAO YEES PAO RU000A0JPNM1	-	-%	-	-	-
MAGNIT PUBLIC JOINT STOCK... RU000A0JKQU8	-	-%	-	-	-
MAGNITOGORSK IRON & STL W... RU0009084396	-	-%	-	-	-
MMC NORILSK NICKEL PJSC RU0007288411	-	-%	-	-	-
MOBILE TELESYSTEMS PUBLIC... RU0007775219	-	-%	-	-	-
MOSCOW EXCHANGE MICEX-RTS... RU000A0JR4A1	-	-%	-	-	-
NOVATEK PUB JOINT STOCK C... RU000A0DKVS5	22.2911	13.31% 2.62	█	21/07/01 17:28:48	22,200 494,862.42
NOVOLIPETSK STEEL RUB1(RU... RU0009046452	-	-%	-	-	-
OIL COMPANY LUKOIL PJSC RU0009024277	89.287	26.22% 18.55	█	21/07/13 18:00:27	12,321 1,100,105.13
OZON HLDGS PLC SPN ADS EA... US69269L1044	15.00	-5.36% -0.85		22/01/24 22:26:58	10,312 151,274.40
PETROPAVLOVSK PLC GB0031544546	0.1886	1.89% 0.00	█	22/01/24 22:26:31	108,050 19,052.70
PHOSAGRO PUBLIC JOINT STO... RU000A0JRKT8	-	-%	-	-	-
PIK-SPECIALIZED HOMEBUILD... RU000A0JP7J7	-	-%	-	-	-

POLYMETAL INTERNATIONAL P... JE00B6T5S470	13.575	-6.80% -0.99		22/01/24 22:26:50	32,311 439,392.35
POLYUS PUBLIC JOINT STOCK... RU000A0JNAA8	-	-% -		- -	- -
ROSENEFT OIL CO RU000A0J2Q06	7.6466	4.75% 0.35	■	21/12/17 17:07:16	8,345 63,265.22
ROSTELECOM PJSC RU0008943394	-	-% -		- -	- -
RUSHYDRO FED HYDRO-GENERA... RU000A0JPKH7	-	-% -		- -	- -
SBERBANK OF RUSSIA RU0009029540	2.95	-% -		20/07/28 20:30:20	30,000 88,500.00
SBERBANK OF RUSSIA RUB3 P... RU0009029557	-	-% -		- -	- -