

RTS INDEX USD

ISIN:

RU000A0JPEB3

WKN: -

Overview

2022/01/24 16:51:01

Price

1,288.17 USDDifference  **-8.11%** (-113.71)

General attributes

ISIN RU000A0JPEB3

Symbol RTSI

Country Russia

Instruments in index 43

Type of index -

Security type Index

Market data

Open 1,402.05 USD

High 1,402.05 USD

Low 1,260.55 USD

Close (prev. day) 1,401.88 USD

Trading volume (m) -

Volume (pcs) -

Futures and Options

Related Futures -

Related Options -

5Y







Information about previous performance does not guarantee future performance.

Source: FactSet

Recent research

on market

Date	Headline	Download
2022/01/24	 Another hike in Hungary	
2022/01/24	 More tightening is on its way in Hungary	
2022/01/17	 Shedding light on the Polish economy	
2022/01/17	 Polish real economy in the spotlight	
2022/01/14	 Juicy spreads on government bonds	

Details

2022/01/24 16:51:01

Price

1,288.17 USDDifference  -8.11% (-113.71)

General attributes

ISIN RU000A0JPEB3

Symbol RTSI

Country Russia

Security type Index

Instruments in index 43

Market data

Open 1,402.05 USD

High 1,402.05 USD

Low 1,260.55 USD

Close (prev. day) 1,401.88 USD

Trading volume (m) -

Volume (pcs) -

Performance and Risk

	6m	1Y	3Y
Perf (%)	-19.28%	-9.17%	+8.42%
Perf (abs.)	-307.69	-130.12	+100.02
Beta	-	-	-
Volatility	31.25	26.06	29.46



Information about previous performance does not guarantee future performance.
Source: FactSet

Price data

Ø price 5 days Ø volume 5 days (pcs.)	1,384.55 USD (0)
Ø price 30 days Ø volume 30 days (pcs.)	1,543.14 USD (0)
Ø price 100 days Ø volume 100 days (pcs.)	1,705.85 USD (0)
Ø price 250 days Ø volume 250 days (pcs.)	1,617.34 USD (0)
YTD High date	1,640.39 USD (2022/01/03)
YTD Low date	1,260.55 USD (2022/01/24)
52 Weeks High date	1,933.59 USD (2021/10/26)
52 Weeks Low date	1,260.55 USD (2022/01/24)

Composition

Name ISIN	Price	Diff % Diff +/-	Performance	Date Time	Turnover Pc. Turnover Money
AEROFLOT RUSSIAN AIRLINES... RU0009062285	-	-%	-	-	-
ALROSA PUBLIC JOINT STOCK... RU0007252813	-	-%	-	-	-
CREDIT BANK OF MOSCOW PJS... RU000A0JUG31	-	-%	-	-	-
DETSKY MIR PUBLIC JOINT S... RU000A0JSQ90	-	-%	-	-	-
EN+ GROUP INTERNATIONAL P... RU000A100K72	-	-%	-	-	-
FEDERAL GRID CO UNIFIED E... RU000A0JPNN9	-	-%	-	-	-
FIX PRICE GROUP LTD GDR (... US33835G2057	4.22	-%	-	22/01/24 19:30:49	-
GAZPROM PJSC RU0007661625	-	-%	-	-	-
GLOBALTRANS INVESTMENT PL... US37949E2046	5.65	-8.87% -0.55		22/01/24 20:34:27	-
HEADHUNTER GROUP PLC SPON... US42207L1061	36.21	5.26% 1.81	█	22/01/24 22:00:00	494,636 17,062,747.56
INTER RAO YEES PAO RU000A0JPNM1	-	-%	-	-	-
MAGNIT PUBLIC JOINT STOCK... RU000A0JKQU8	-	-%	-	-	-
MAGNITOGORSK IRON & STL W... RU0009084396	-	-%	-	-	-
MMC NORILSK NICKEL PJSC RU0007288411	-	-%	-	-	-
MOBILE TELESYSTEMS PUBLIC... RU0007775219	-	-%	-	-	-
MOSCOW EXCHANGE MICEX-RTS... RU000A0JR4A1	-	-%	-	-	-
NOVATEK PUB JOINT STOCK C... RU000A0DKVS5	22.2911	13.31% 2.62	█	21/07/01 17:28:48	22,200 494,862.42
NOVOLIPETSK STEEL RUB1(RU... RU0009046452	-	-%	-	-	-
OIL COMPANY LUKOIL PJSC RU0009024277	89.287	26.22% 18.55	█	21/07/13 18:00:27	12,321 1,100,105.13
OZON HLDGS PLC SPN ADS EA... US69269L1044	15.00	-5.36% -0.85		22/01/24 22:26:58	10,312 151,274.40
PETROPAVLOVSK PLC GB0031544546	0.1886	1.89% 0.00	█	22/01/24 22:26:31	108,050 19,052.70
PHOSAGRO PUBLIC JOINT STO... RU000A0JRKT8	-	-%	-	-	-
PIK-SPECIALIZED HOMEBUILD... RU000A0JP7J7	-	-%	-	-	-

POLYMETAL INTERNATIONAL P... JE00B6T5S470	13.575	-6.80% -0.99		22/01/24 22:26:50	32,311 439,392.35
POLYUS PUBLIC JOINT STOCK... RU000A0JNAA8	-	-% -		- -	- -
ROSENEFT OIL CO RU000A0J2Q06	7.6466	4.75% 0.35	■	21/12/17 17:07:16	8,345 63,265.22
ROSTELECOM PJSC RU0008943394	-	-% -		- -	- -
RUSHYDRO FED HYDRO-GENERA... RU000A0JPKH7	-	-% -		- -	- -
SBERBANK OF RUSSIA RU0009029540	2.95	-% -		20/07/28 20:30:20	30,000 88,500.00
SBERBANK OF RUSSIA RUB3 P... RU0009029557	-	-% -		- -	- -