

RTS INDEX USD

ISIN:

RU000A0JPEB3

WKN: -

Overview

2021/10/15 17:51:01

Price

1,891.56 USD

Difference



0.83% (15.59)

General attributes

ISIN RU000A0JPEB3

Symbol RTSI

Country Russia

Instruments in index 43

Type of index -

Security type Index

Market data

Open 1,888.52 USD

High 1,893.71 USD

Low 1,878.47 USD

Close (prev. day) 1,875.97 USD

Trading volume (m) -

Volume (pcs) -

Futures and Options

Related Futures -

Related Options -

5Y



Information about previous performance does not guarantee future performance.

Source: FactSet

Recent research

on market

| Date | Headline | Download |
|------------|---|----------|
| 2021/10/14 | Rates will go up faster this year | |
| 2021/10/11 | The inflation heat is on | |
| 2021/10/11 | Price increases did not yet say the last word | |
| 2021/10/05 | Global Strategy 4Q 2021 | |
| 2021/10/04 | Central banks need to reflect the bold step in Cze... | |

Details

2021/10/15 17:51:01

Price

1,891.56 USDDifference  0.83% (15.59)

General attributes

ISIN RU000A0JPEB3

Symbol RTSI

Country Russia

Security type Index

Instruments in index 43

Market data

Open 1,888.52 USD

High 1,893.71 USD

Low 1,878.47 USD

Close (prev. day) 1,875.97 USD

Trading volume (m) -

Volume (pcs) -

Performance and Risk

| | 6m | 1Y | 3Y |
|-------------|---------|---------|---------|
| Perf (%) | +28.25% | +67.06% | +64.95% |
| Perf (abs.) | +416.71 | +759.27 | +744.84 |
| Beta | - | - | - |
| Volatility | 16.30 | 21.44 | 27.66 |









Information about previous performance does not guarantee future performance.
Source: FactSet

Price data

| | |
|---|---------------------------|
| Ø price 5 days Ø volume 5 days (pcs.) | 1,875.00 USD (0) |
| Ø price 30 days Ø volume 30 days (pcs.) | 1,781.28 USD (0) |
| Ø price 100 days Ø volume 100 days (pcs.) | 1,687.44 USD (0) |
| Ø price 250 days Ø volume 250 days (pcs.) | 1,523.86 USD (0) |
| YTD High date | 1,893.71 USD (2021/10/15) |
| YTD Low date | 1,361.73 USD (2021/01/29) |
| 52 Weeks High date | 1,893.71 USD (2021/10/15) |
| 52 Weeks Low date | 1,039.51 USD (2020/11/02) |

Composition

| Name  ISIN | Price | Diff %  Diff +/- | Performance  | Date Time | Turnover Pc.  Turnover Money  |
|--|---------|--|---|----------------------|--|
| AEROFLOT RUSSIAN AIRLINES... RU0009062285 | - | -% | - | - | - |
| ALROSA PUBLIC JOINT STOCK... RU0007252813 | - | -% | - | - | - |
| CREDIT BANK OF MOSCOW PJS... RU000A0JUG31 | - | -% | - | - | - |
| DETSKY MIR PUBLIC JOINT S... RU000A0JSQ90 | - | -% | - | - | - |
| FEDERAL GRID CO UNIFIED E... RU000A0JPNN9 | - | -% | - | - | - |
| FIX PRICE GROUP LTD GDR (... US33835G2057 | 7.35 | -% | - | 21/10/15 19:31:20 | - |
| GAZPROM PJSC RU0007661625 | - | -% | - | - | - |
| GLOBALTRANS INVESTMENT PL... US37949E2046 | 6.95 | -2.80% -0.20 |  | 21/10/15 19:31:45 | - |
| HEADHUNTER GROUP PLC SPON... US42207L1061 | 54.51 | 2.02% 1.08 |  | 21/10/15 22:00:00 | 55,370 3,038,590.84 |
| INTER RAO YEES PAO RU000A0JPNM1 | - | -% | - | - | - |
| LSR GROUP PJSC RUB0.25(RU... RU000A0JFPF0 | - | -% | - | - | - |
| MAGNIT PUBLIC JOINT STOCK... RU000A0JKQU8 | - | -% | - | - | - |
| MAGNITOGORSK IRON & STL W... RU0009084396 | - | -% | - | - | - |
| MAIL.RU GROUP LTD. ADR US5603172082 | 18.30 | 2.23% 0.40 |  | 21/10/15 22:26:33 | 120 2,148.00 |
| MMC NORILSK NICKEL PJSC RU0007288411 | - | -% | - | - | - |
| MOSCOW EXCHANGE MICEX-RTS... RU000A0JR4A1 | - | -% | - | - | - |
| MTS PJSC RU0007775219 | - | -% | - | - | - |
| NOVATEK PUB JOINT STOCK C... RU000A0DKVS5 | 22.2911 | 13.31% 2.62 |  | 21/07/01 17:28:48 | 22,200 494,862.42 |
| NOVOLIPETSK STEEL RUB1(RU... RU0009046452 | - | -% | - | - | - |
| OIL COMPANY LUKOIL PJSC RU0009024277 | 89.287 | 26.22% 18.55 |  | 21/07/13 18:00:27 | 12,321 1,100,105.13 |
| OZON HLDGS PLC SPN ADS EA... US69269L1044 | 40.90 | 2.76% 1.10 |  | 21/10/15 22:26:57 | 109 4,343.60 |
| PETROPAVLOVSK PLC GB0031544546 | 0.2854 | 0.35% 0.00 |  | 21/10/15 22:26:29 | 11,000 3,196.00 |
| PHOSAGRO PUBLIC JOINT STO... RU000A0JRKT8 | - | -% | - | - | - |
| PIK-SPECIALIZED HOMEBUILD... RU000A0JP7J7 | - | -% | - | - | - |
| POLYMETAL INTERNATIONAL P... JE00B6T5S470 | 15.855 | -2.25% -0.37 |  | 21/10/15 22:26:49 | 16,084 254,233.61 |

| | | | | | |
|--|-------|-----------------|---|----------------------|----------------------------|
| POLYUS PUBLIC JOINT STOCK... RU000A0JNAA8 | - | -% | - | - | - |
| ROSENEFT OIL CO RU000A0J2Q06 | 9.075 | -3.97% -0.38 | | 21/10/06 20:33:11 | 529 4,800.68 |
| ROSTELECOM PJSC RU0008943394 | - | -% | - | - | - |
| RUSHYDRO FED HYDRO-GENERA... RU000A0JPKH7 | - | -% | - | - | - |
| SBERBANK OF RUSSIA RU0009029540 | 2.95 | -% | - | 20/07/28 20:30:20 | 30,000 88,500.00 |
| SBERBANK OF RUSSIA RUB3 P... RU0009029557 | - | -% | - | - | - |
| SEVERSTAL PJSC RU0009046510 | - | -% | - | - | - |
| SISTEMA PJSFC RU000A0DQZE3 | - | -% | - | - | - |
| SURGUTNEFTEGAS PUB JOINT ... RU0009029524 | - | -% | - | - | - |
| SURGUTNEFTEGAZ OAO RU0008926258 | - | -% | - | - | - |
| TATNEFT PJSC RU0009033591 | - | -% | - | - | - |
| TATNEFT PJSC RUB1 PRF(RUB... RU0006944147 | - | -% | - | - | - |
| TCS GROUP HOLDING PLC ADR US87238U2033 | 95.00 | 0.53% 0.50 | | 21/10/15 18:25:26 | - - |
| TRANSNEFT PUBLIC JOINT ST... RU0009091573 | - | -% | - | - | - |
| UNITED COMPANY RUSAL PLC RU000A1025V3 | 8.71 | 6.35% 0.52 | █ | 21/10/15 10:08:21 | 7,576,200 65,255,502.60 |
| VTB BANK PJSC RU000A0JP5V6 | - | -% | - | - | - |
| X5 RETAIL GROUP US98387E2054 | 33.25 | -1.98% -0.67 | | 21/10/15 17:35:19 | 186,048 6,211,190.91 |
| YANDEX N.V. CLASS A NL0009805522 | 65.62 | -1.37% -0.91 | | 21/10/15 22:26:34 | 689 45,833.29 |