

CECE EXTENDED EUR INDEX FUTURE (FCEE) - EUX/202412

2024/07/26 18:28:19

Price
1,971.00 EURDifference  0.18% (3.50)

General attributes

Symbol	FCEEZ24
Exchange	Eurex
Currency	EUR
Security type	Future
Underlying	AUSTRIA CECE OVERALL(EUR)
Maturity	12-2024
Contract size	1

Market data

Bid (Bid size)	- EUR (-)
Ask (Ask size)	- EUR (-)
Open	1,971.00 EUR
High	1,971.00 EUR
Low	1,971.00 EUR
Close (prev. day)	1,967.50 EUR
Underlying	AUSTRIA CECE OVERALL(EUR)
Underlying price (date)	1,975.10 (24/07/26)
Settlement price (date)	1,971.00 (24/07/26)
Open Interest	0

Performance and Risk

	6m	1Y	3Y
Perf (%)	+11.80%	+13.93%	-
Perf (abs.)	+208.00	+241.00	-
Beta	-	-	-
Volatility	16.19	16.64	-

Futures and Options

Related Futures	-
Related Options	-

5Y












Information about previous performance does not guarantee future performance.
Source: FactSet

Price data

Ø price 5 days Ø volume 5 days (pcs.)	1,984.60 EUR (0)
Ø price 30 days Ø volume 30 days (pcs.)	1,994.78 EUR (0)
Ø price 100 days Ø volume 100 days (pcs.)	1,938.01 EUR (0)
Ø price 250 days Ø volume 250 days (pcs.)	1,823.74 EUR (0)
YTD High date	2,054.00 EUR (2024/07/15)
YTD Low date	1,720.00 EUR (2024/01/17)
52 Weeks High date	2,054.00 EUR (2024/07/15)
52 Weeks Low date	1,559.00 EUR (2023/10/05)

Recent Research

on market

Date	Headline	Download
2024/07/26	 Trendovník: Roboti od Muska, továrna bez lidí od Xiaomi, LEGO kostička z vesmírného prachu, kvantový počítač v Ostavě, nebo robotický agronom z Brna	
2024/07/26	 Akciové trhy - denní zpráva	
2024/07/25	 CEE Special Report Can we work more for longer?	
2024/07/25	 Akciové trhy - denní zpráva	
2024/07/25	 CZ Ranní restart	