

3M (MMMFF) - EUX/20230120

2022/08/18 18:49:04

Price
145.5087 USDDifference  -0.72% (-1.06)

General attributes

Symbol	MMMFF23
Exchange	Eurex
Currency	USD
Security type	Future
Underlying	3M COMPANY
Maturity	01-2023
Contract size	100

Market data

Bid (Bid size)	- USD (-)
Ask (Ask size)	- USD (-)
Open	145.5087 USD
High	145.5087 USD
Low	145.5087 USD
Close (prev. day)	146.566 USD
Underlying	3M COMPANY
Underlying price (date)	143.53 (22/08/19)
Settlement price (date)	145.51 (22/08/18)
Open Interest	0

Performance and Risk

	6m	1Y	3Y
Perf (%)	+0.09%	-	-
Perf (abs.)	+0.12	-	-
Beta	-	-	-
Volatility	25.78	25.32	25.32

Futures and Options

Related Futures	-
Related Options	-












Information about previous performance does not guarantee future performance.
Source: FactSet

Price data

Ø price 5 days Ø volume 5 days (pcs.)	148.2887 USD (0)
Ø price 30 days Ø volume 30 days (pcs.)	139.0518 USD (0)
Ø price 100 days Ø volume 100 days (pcs.)	140.9967 USD (0)
Ø price 250 days Ø volume 250 days (pcs.)	- USD (0)
YTD High date	175.8486 USD (2022/01/13)
YTD Low date	125.6551 USD (2022/07/05)
52 Weeks High date	175.8486 USD (2022/01/13)
52 Weeks Low date	125.6551 USD (2022/07/05)

Recent Research

on underlying	on sector	on market	
Date		Headline	Download
2022/08/18		Global Equity Ratings	
2022/08/08		Global Equity Ratings	
2022/07/25		Global Equity Ratings	
2022/07/19		Global Equity Ratings	
2022/06/29		Global Equity Ratings	