

3M (MMMFF) - EUX/20230120

2022/07/05 18:37:10

Price
125.6551 USD

Difference  -1.10% (-1.40)

General attributes

Symbol	MMMFF23
Exchange	Eurex
Currency	USD
Security type	Future
Underlying	3M COMPANY
Maturity	01-2023
Contract size	100

Market data

Bid (Bid size)	- USD (-)
Ask (Ask size)	- USD (-)
Open	125.6551 USD
High	125.6551 USD
Low	125.6551 USD
Close (prev. day)	127.0538 USD
Underlying	3M COMPANY
Underlying price (date)	129.21 (22/07/05)
Settlement price (date)	125.66 (22/07/05)
Open Interest	0

Performance and Risk

	6m	1Y	3Y
Perf (%)	-27.37%	-	-
Perf (abs.)	-47.89	-	-
Beta	-	-	-
Volatility	25.48	25.05	25.05

Futures and Options

Related Futures	-
Related Options	-

5Y












Information about previous performance does not guarantee future performance.
 Source: FactSet

Price data

Ø price 5 days Ø volume 5 days (pcs.)	128.3674 USD (0)
Ø price 30 days Ø volume 30 days (pcs.)	137.2188 USD (0)
Ø price 100 days Ø volume 100 days (pcs.)	143.6471 USD (0)
Ø price 250 days Ø volume 250 days (pcs.)	- USD (0)
YTD High date	175.8486 USD (2022/01/13)
YTD Low date	127.0538 USD (2022/07/01)
52 Weeks High date	175.8486 USD (2022/01/13)
52 Weeks Low date	127.0538 USD (2022/07/01)

Recent Research

on underlying	on sector	on market	
Date		Headline	Download
2022/06/29		Global Equity Ratings	
2022/05/25		Global Equity Ratings	
2022/05/04		Global Equity Ratings	
2022/04/27		Global Equity Ratings	
2022/04/14		Global Equity Ratings	