

## HENKEL PREF. (HENG) - EUX/20230120

2022/08/18 18:48:37

Price  
**66.9289** EURDifference  0.33% (0.22)

## General attributes

Symbol	HENGF23
Exchange	Eurex
Currency	EUR
Security type	Future
Underlying	HENKEL AG & CO VZ
Maturity	01-2023
Contract size	100

## Market data

Bid (Bid size)	- EUR (-)
Ask (Ask size)	- EUR (-)
Open	66.9289 EUR
High	66.9289 EUR
Low	66.9289 EUR
Close (prev. day)	66.7078 EUR
Underlying	HENKEL AG & CO VZ
Underlying price (date)	66.88 (22/08/19)
Settlement price (date)	66.93 (22/08/18)
Open Interest	0

## Performance and Risk

	6m	1Y	3Y
Perf (%)	-7.14%	-	-
Perf (abs.)	-5.15	-	-
Beta	-	-	-
Volatility	26.75	30.25	30.25

## Futures and Options

Related Futures	-
Related Options	-












5Y

Information about previous performance does not guarantee future performance.  
Source: FactSet

## Price data

Ø price 5 days   Ø volume 5 days (pcs.)	65.9920 EUR (0)
Ø price 30 days   Ø volume 30 days (pcs.)	63.1113 EUR (0)
Ø price 100 days   Ø volume 100 days (pcs.)	61.5690 EUR (0)
Ø price 250 days   Ø volume 250 days (pcs.)	- EUR (0)
YTD High   date	80.5418 EUR (2022/01/14)
YTD Low   date	57.6881 EUR (2022/06/16)
52 Weeks High   date	80.5418 EUR (2022/01/14)
52 Weeks Low   date	57.6881 EUR (2022/06/16)

## Recent Research

on underlying	on sector	on market	
Date		Headline	Download
2022/05/04		Global Equity Ratings	
2022/04/27		Global Equity Ratings	
2022/04/14		Global Equity Ratings	
2022/03/29		Global Equity Ratings	
2022/03/10		Global Equity Ratings	