

HENKEL PREF. (HENG) - EUX/20230120

2022/08/18 18:48:37

Price
66.9289 EUR

Difference  0.33% (0.22)

General attributes

Symbol	HENGF23
Exchange	Eurex
Currency	EUR
Security type	Future
Underlying	HENKEL AG & CO VZ
Maturity	01-2023
Contract size	100

Market data

Bid (Bid size)	- EUR (-)
Ask (Ask size)	- EUR (-)
Open	66.9289 EUR
High	66.9289 EUR
Low	66.9289 EUR
Close (prev. day)	66.7078 EUR
Underlying	HENKEL AG & CO VZ
Underlying price (date)	66.72 (22/08/18)
Settlement price (date)	66.93 (22/08/18)
Open Interest	0

Performance and Risk

	6m	1Y	3Y
Perf (%)	-7.14%	-	-
Perf (abs.)	-5.15	-	-
Beta	-	-	-
Volatility	26.75	30.25	30.25

Futures and Options

Related Futures	-
Related Options	-

5Y









Information about previous performance does not guarantee future performance.
Source: FactSet

Price data

Ø price 5 days Ø volume 5 days (pcs.)	65.9920 EUR (0)
Ø price 30 days Ø volume 30 days (pcs.)	63.1113 EUR (0)
Ø price 100 days Ø volume 100 days (pcs.)	61.5690 EUR (0)
Ø price 250 days Ø volume 250 days (pcs.)	- EUR (0)
YTD High date	80.5418 EUR (2022/01/14)
YTD Low date	57.6881 EUR (2022/06/16)
52 Weeks High date	80.5418 EUR (2022/01/14)
52 Weeks Low date	57.6881 EUR (2022/06/16)

Recent Research

on underlying	on sector	on market	
Date		Headline	Download
2022/05/04		Global Equity Ratings	
2022/04/27		Global Equity Ratings	
2022/04/14		Global Equity Ratings	
2022/03/29		Global Equity Ratings	
2022/03/10		Global Equity Ratings	