

# HENKEL PREF. (HENG) - EUX/20230120

2022/07/06 18:47:18

Price  
**61.0431** EUR

Difference  1.50% (0.90)

### General attributes

Symbol	HENGF23
Exchange	Eurex
Currency	EUR
Security type	Future
Underlying	HENKEL AG & CO VZ
Maturity	01-2023
Contract size	100

### Market data

Bid (Bid size)	- EUR (-)
Ask (Ask size)	- EUR (-)
Open	61.0431 EUR
High	61.0431 EUR
Low	61.0431 EUR
Close (prev. day)	60.1432 EUR
Underlying	HENKEL AG & CO VZ
Underlying price (date)	60.58 (22/07/07)
Settlement price (date)	61.04 (22/07/06)
Open Interest	0

### Performance and Risk

	6m	1Y	3Y
Perf (%)	-14.98%	-	-
Perf (abs.)	-10.75	-	-
Beta	-	-	-
Volatility	34.02	32.81	32.81

### Futures and Options

Related Futures	-
Related Options	-

5Y












Information about previous performance does not guarantee future performance.  
Source: FactSet

### Price data

Ø price 5 days   Ø volume 5 days (pcs.)	59.9301 EUR (0)
Ø price 30 days   Ø volume 30 days (pcs.)	60.8301 EUR (0)
Ø price 100 days   Ø volume 100 days (pcs.)	62.4062 EUR (0)
Ø price 250 days   Ø volume 250 days (pcs.)	- EUR (0)
YTD High   date	80.5418 EUR (2022/01/14)
YTD Low   date	57.6881 EUR (2022/06/16)
52 Weeks High   date	80.5418 EUR (2022/01/14)
52 Weeks Low   date	57.6881 EUR (2022/06/16)

### Recent Research

on underlying	on sector	on market	
Date		Headline	Download
2022/05/04		Global Equity Ratings	
2022/04/27		Global Equity Ratings	
2022/04/14		Global Equity Ratings	
2022/03/29		Global Equity Ratings	
2022/03/10		Global Equity Ratings	